

# LCFF Budget Overview for Parents

Local Educational Agency (LEA) Name: Math and Science College Prep

CDS Code: 19-64733-0126136

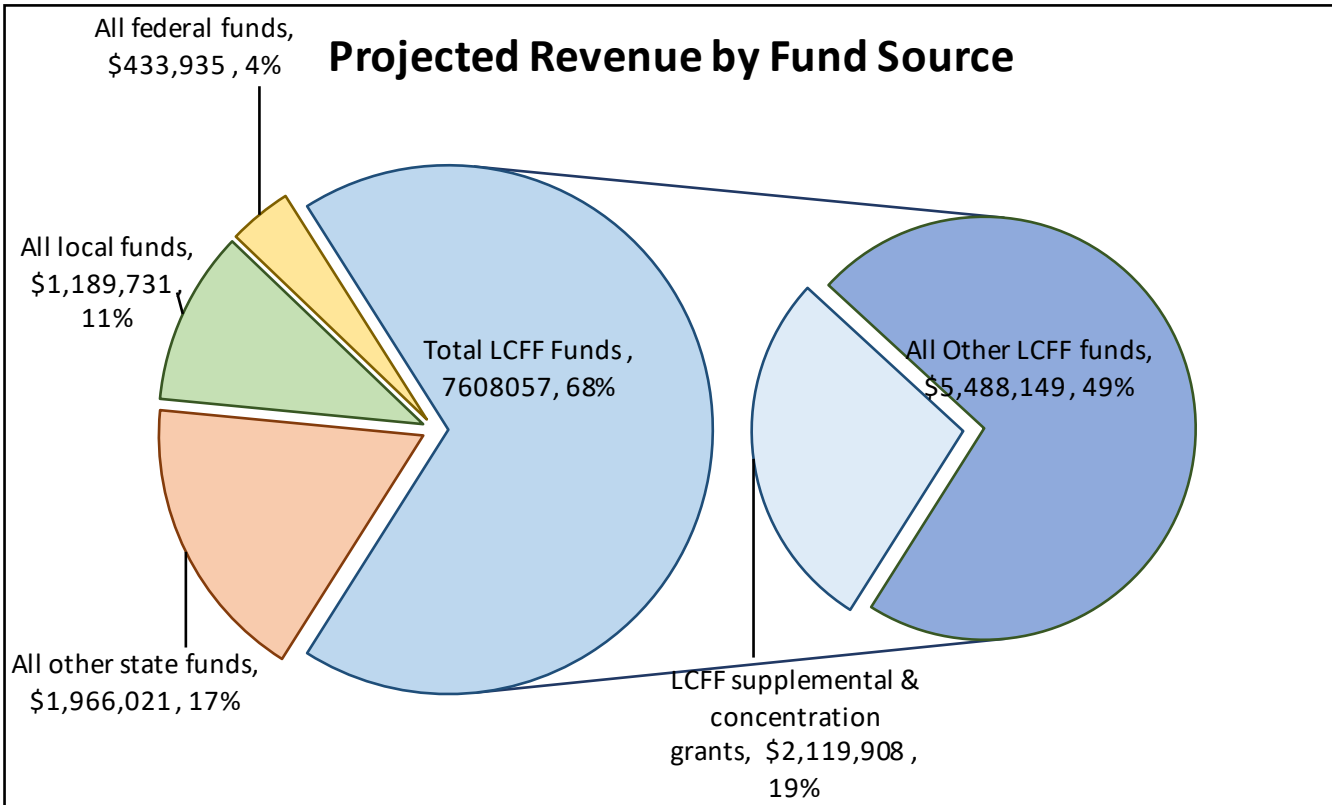
School Year: 2022 – 23

LEA contact information: Eric Barlow, COO / ebarlow@stem-prep.org

School districts receive funding from different sources: state funds under the Local Control Funding Formula (LCFF), other state funds, local funds, and federal funds. LCFF funds include a base level of funding for all LEAs and extra funding - called "supplemental and concentration" grants - to LEAs based on the enrollment of high needs students (foster youth, English learners, and low-income students).

## Budget Overview for the 2022 – 23 School Year

### Projected Revenue by Fund Source

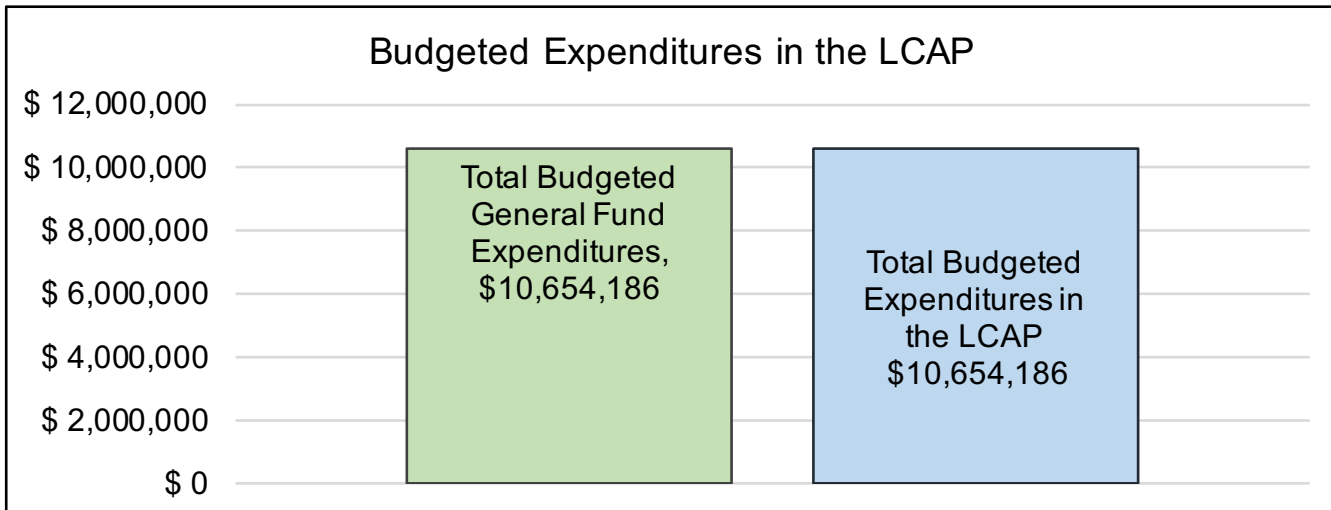


This chart shows the total general purpose revenue Math and Science College Prep expects to receive in the coming year from all sources.

The text description for the above chart is as follows: The total revenue projected for Math and Science College Prep is \$11,197,744.00, of which \$7,608,057.00 is Local Control Funding Formula (LCFF), \$1,966,021.00 is other state funds, \$1,189,731.00 is local funds, and \$433,935.00 is federal funds. Of the \$7,608,057.00 in LCFF Funds, \$2,119,908.00 is generated based on the enrollment of high needs students (foster youth, English learner, and low-income students).

The LCFF gives school districts more flexibility in deciding how to use state funds. In exchange, school district must work with parents, educators, students, and the community to develop a Local Control and Accountability Plan (LCAP) that shows how they will use these funds to serve students.

## LCFF Budget Overview for Parents



This chart provides a quick summary of how much Math and Science College Prep plans to spend for 2022 – 23. It shows how much of the total is tied to planned actions and services in the LCAP.

The text description of the above chart is as follows: Math and Science College Prep plans to spend \$10,654,186.00 for the 2022 – 23 school year. Of that amount, \$10,654,186.00 is tied to actions/services in the LCAP and \$0.00 is not included in the LCAP. The budgeted expenditures that are not included in the LCAP will be used for the following:

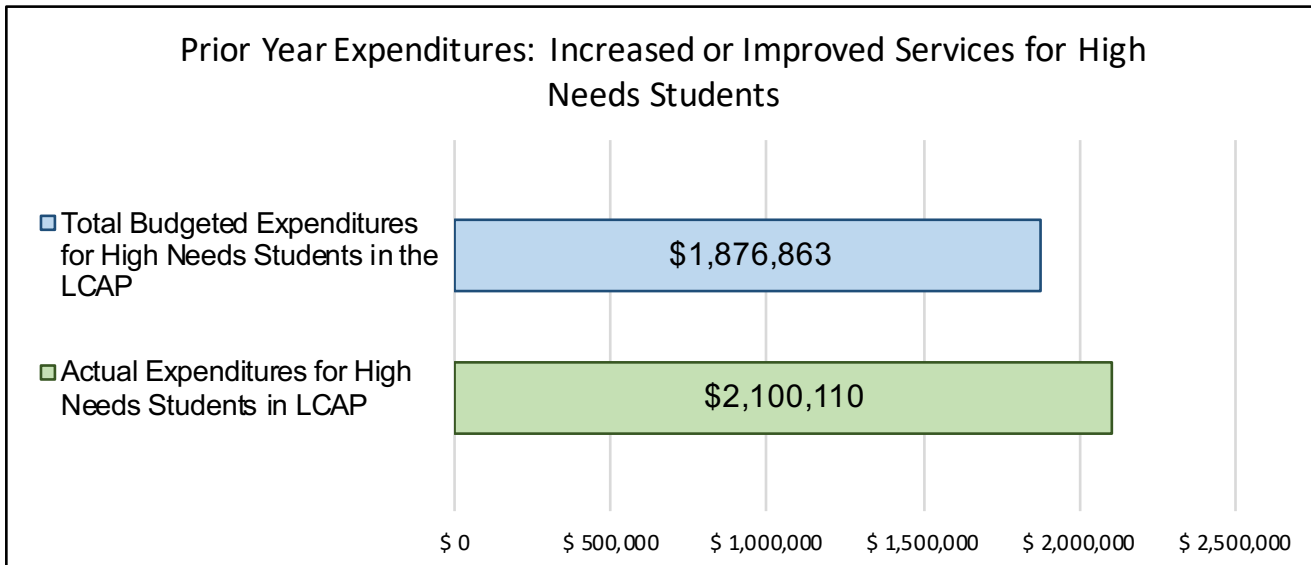
None. All General Fund Budget Expenditures for the school year are included in the Local Control and Accountability Plan (LCAP).

### Increased or Improved Services for High Needs Students in the LCAP for the 2022 – 23 School Year

In 2022 – 23, Math and Science College Prep is projecting it will receive \$2,119,908.00 based on the enrollment of foster youth, English learner, and low-income students. Math and Science College Prep must describe how it intends to increase or improve services for high needs students in the LCAP. Math and Science College Prep plans to spend \$2,157,730.00 towards meeting this requirement, as described in the LCAP.

# LCFF Budget Overview for Parents

## Update on Increased or Improved Services for High Needs Students in 2021 – 22



This chart compares what Math and Science College Prep budgeted last year in the LCAP for actions and services that contribute to increasing or improving services for high needs students with what Math and Science College Prep estimates it has spent on actions and services that contribute to increasing or improving services for high needs students in the current year.

The text description of the above chart is as follows: In 2021 – 22, Math and Science College Prep's LCAP budgeted \$1,876,863.00 for planned actions to increase or improve services for high needs students. Math and Science College Prep actually spent \$2,100,110.00 for actions to increase or improve services for high needs students in 2021 – 22.

## Supplement to the Annual Update to the 2021–22 Local Control and Accountability Plan

Local Educational Agency (LEA) Name	Contact Name and Title	Email and Phone
Math and Science College Preparatory	Jordan Fajardo-McKee, Principal	jmckee@stem-prep.org, (323) 795-0610

California’s 2021–22 Budget Act, the federal American Rescue Plan Act of 2021, and other state and federal relief acts have provided local educational agencies (LEAs) with a significant increase in funding to support students, teachers, staff, and their communities in recovering from the COVID-19 pandemic and to address the impacts of distance learning on students. The following is a one-time mid-year report to the local governing board or body and educational partners related to engagement on, and implementation of, these Acts.

A description of how and when the LEA engaged, or plans to engage, its educational partners on the use of funds provided through the Budget Act of 2021 that were not included in the 2021–22 Local Control and Accountability Plan (LCAP).

The Budget Act of 2021 provided the LEA with an allocation of Educator Effectiveness Block Grant (EEBG) funding in the amount of \$141,904 since the 2021-22 LCAP was approved.

The LEA collected and continues to collect feedback from stakeholders regarding the specific actions and expenditures proposed to be included in the LCAP through several means.

1 ) Many of the actions and activities overlap with those in the LCAP. School stakeholders had an opportunity to review the draft LCAP on the school’s website and submit written comments on its website in English and in Spanish. The draft LCAP was also presented at a School Site Council meeting where stakeholders had an opportunity to comment. A public hearing was held on August 12, 2020, at which the draft LCAP was presented to the community for review and comment. The agenda was posted 72 hours prior to the public hearing and included a link to the draft LCAP on the website. The opportunity for all to provide feedback during this meeting was promoted during summer orientation.

2) The LEA also collected feedback from families through a survey sent by text and email in English and Spanish to all families. These family surveys were in addition to student surveys sent during the school year to gather feedback.

3) Multiple small group feedback sessions were held to gather feedback on plans from teachers, school and district administrators (including special education administrators) and staff on instructional and operational considerations, including effectiveness of instruction, barriers to learning, context, and suggestions for improvement.

4) The Director of Special Education, EL Coordinator, School Psychologist, and Chief Academic Officer presented insights and made recommendations on the most effective strategies and interventions to address the unique needs of the LEA's Students with Disabilities, English Learners, and other underserved students.

A description of how the LEA used, or plans to use, the additional concentration grant add-on funding it received to increase the number of staff who provide direct services to students on school campuses with an enrollment of students who are low-income, English learners, and/or foster youth that is greater than 55 percent.

With the updated budgets and reduction in ADA, the additional concentration grant add-on funding is not sufficient to increase the staffing above what was originally written in the LCAP. STEM Prep plans to use the additional concentration grant add-on funding it received to preserve the increase in the number of teachers, counselors, Instructional Aides, and administrators above the minimum required staffing model. These additional staff members were hired to provide direct services to students on school campuses with an enrollment of students who are low-income, English learners, and/or foster youth. Any additional expenses with the hiring of these employees that exceed the allocation of funds will be covered by other revenue sources.

A description of how and when the LEA engaged its educational partners on the use of one-time federal funds received that are intended to support recovery from the COVID-19 pandemic and the impacts of distance learning on pupils.

The LEA regularly consults with our educational partners, which consists of families (including those that speak languages other than English and advocate for underserved students), students, school and administrators (including special education), teachers, principals, school leaders, other educators, and school staff for their input and feedback into the direction of the LEA and the use of federal funds. Throughout the planning and decision-making process we have engaged with our educational partners and this continues to be an on-going process as a part of LCAP planning.

We received Learning Loss Mitigation Funding (LLMF), Governor's Emergency Education Relief Funding (GEER 1), and Elementary and Secondary School Emergency Relief Funding (ESSER II & III). The process for seeking input from our community and educational partners is the same for federal and state funds. We use all input when creating all plans.

The following links and page numbers indicate how and when the LEA engaged its educational partners in the use of funds received to support recovery for the COVID-19 pandemic:

Expanded Learning Opportunities Grant (ELOG) Expenditure Plan: [Link](#)

Emergency Relief Funding (ESSER III): [Link](#)

Local Continuity and Attendance Plan (LCP): [Link](#)

Local Control and Accountability Plan (LCAP): [Link](#)

A description of how the LEA is implementing the federal American Rescue Plan Act and federal Elementary and Secondary School Emergency Relief expenditure plan, and the successes and challenges experienced during implementation.

The majority of our plans depend on the hiring of additional staff members to provide direct services to students on school campuses. Hiring of additional staff from teachers to school operations has proven a challenge this year. The additional concentration grant add-on funding allowed us to maintain plans described in our LCAP.

A description of how the LEA is using its fiscal resources received for the 2021–22 school year in a manner that is consistent with the applicable plans and is aligned with the LEA’s 2021–22 LCAP and Annual Update.

Plan Alignment (if applicable)	Action Title	Action Description	Planned Funded Expenditures
ESSER III	COVID Related Supplies	Purchase personal protective equipment and disinfecting supplies	\$41,818
LCAP Goal 2, Action 2	Instructional Aides	Hire additional instructional aides to provide small group and 1:1 support to students in classrooms	\$351,176
ESSER III	Assessment	Purchase norm-reference assessments to monitor student progress (NWEA)	\$12,345
LCAP Goal 2, Action 1	Supplemental Teachers	Hire additional teachers to reduce class sizes beyond the minimum staffing model approved by the Los Angeles Unified School Board.	\$1,088,713
ESSER III	Curriculum	Purchase high quality curriculum for students	\$181,886

# Instructions for the Supplement to the Annual Update for the 2021–22 Local Control and Accountability Plan Year

*For additional questions or technical assistance related to the completion of the Supplement to the Annual Update to the 2021–22 Local Control and Accountability Plan (LCAP), please contact the local county office of education (COE), or the California Department of Education’s (CDE’s) Local Agency Systems Support Office, by phone at 916-319-0809 or by email at [lcff@cde.ca.gov](mailto:lcff@cde.ca.gov).*

## Introduction

California’s 2021–22 Budget Act, the federal American Rescue Plan Act of 2021, and other state and federal relief acts have provided local educational agencies (LEAs) with a significant increase in funding to support students, teachers, staff, and their communities in recovering from the COVID-19 pandemic and to address the impacts of distance learning on students. Section 124(e) of Assembly Bill 130 requires LEAs to present an update on the Annual Update to the 2021–22 LCAP and Budget Overview for Parents on or before February 28, 2022, at a regularly scheduled meeting of the governing board or body of the LEA. At this meeting, the LEA must include all of the following:

- The Supplement to the Annual Update for the 2021–22 LCAP (2021–22 Supplement);
- All available mid-year outcome data related to metrics identified in the 2021–22 LCAP; and
- Mid-year expenditure and implementation data on all actions identified in the 2021–22 LCAP.

When reporting available mid-year outcome, expenditure, and implementation data, LEAs have flexibility to provide this information as best suits the local context, provided that it is succinct and contains a level of detail that is meaningful and accessible for the LEA’s educational partners.

The 2021–22 Supplement is considered part of the 2022–23 LCAP for the purposes of adoption, review, and approval, and must be included with the LCAP as follows:

- The 2022–23 Budget Overview for Parents
- The 2021–22 Supplement
- The 2022–23 LCAP
- The Action Tables for the 2022–23 LCAP
- The Instructions for the LCAP Template

As such, the 2021–22 Supplement will be submitted for review and approval as part of the LEA’s 2022–23 LCAP.

## Instructions

Respond to the following prompts, as required. In responding to these prompts, LEAs must, to the greatest extent practicable, provide succinct responses that contain a level of detail that will be meaningful and accessible for the LEA's educational partners and the broader public and must, to the greatest extent practicable, use language that is understandable and accessible to parents.

In responding to these prompts, the LEA has flexibility to reference information provided in other planning documents. An LEA that chooses to reference information provided in other planning documents must identify the plan(s) being referenced, where the plan(s) are located (such as a link to a web page), and where in the plan the information being referenced may be found.

**Prompt 1:** *"A description of how and when the LEA engaged, or plans to engage, its educational partners on the use of funds provided through the Budget Act of 2021 that were not included in the 2021–22 Local Control and Accountability Plan (LCAP)."*

In general, LEAs have flexibility in deciding what funds are included in the LCAP and to what extent those funds are included. If the LEA received funding through the Budget Act of 2021 that it would have typically included within its LCAP, identify the funds provided in the Budget Act of 2021 that were not included in the LCAP and provide a description of how the LEA has engaged its educational partners on the use of funds. If an LEA included the applicable funds in its adopted 2021–22 LCAP, provide this explanation.

**Prompt 2:** *"A description of how LEA used, or plans to use, the concentration grant add-on funding it received to increase the number of staff who provide direct services to students on school campuses with an enrollment of students who are low-income, English learners, and/or foster youth that is greater than 55 percent."*

If LEA does not receive a concentration grant or the concentration grant add-on, provide this explanation.

Describe how the LEA is using, or plans to use, the concentration grant add-on funds received consistent with California *Education Code* Section 42238.02, as amended, to increase the number of certificated staff, classified staff, or both, including custodial staff, who provide direct services to students on school campuses with greater than 55 percent unduplicated pupil enrollment, as compared to schools with an enrollment of unduplicated students that is equal to or less than 55 percent.

In the event that the additional concentration grant add-on is not sufficient to increase the number of staff providing direct services to students at a school with an enrollment of unduplicated students that is greater than 55 percent, describe how the LEA is using the funds to retain staff providing direct services to students at a school with an enrollment of unduplicated students that is greater than 55 percent.

**Prompt 3:** *"A description of how and when the LEA engaged its educational partners on the use of one-time federal funds received that are intended to support recovery from the COVID-19 pandemic and the impacts of distance learning on pupils."*



If the LEA did not receive one-time federal funding to support recovery from the COVID-19 pandemic and the impacts of distance learning on students, provide this explanation.

Describe how and when the LEA engaged its educational partners on the use of one-time federal funds it received that are intended to support recovery from the COVID-19 pandemic and the impacts of distance learning on students. See the COVID-19 Relief Funding Summary Sheet web page (<https://www.cde.ca.gov/fg/cr/relieffunds.asp>) for a listing of COVID-19 relief funding and the Federal Stimulus Funding web page (<https://www.cde.ca.gov/fg/cr/>) for additional information on these funds. The LEA is not required to describe engagement that has taken place related to state funds.

**Prompt 4:** “A description of how the LEA is implementing the federal American Rescue Plan Act and federal Elementary and Secondary School Emergency Relief expenditure plan, and the successes and challenges experienced during implementation.”

If an LEA does not receive ESSER III funding, provide this explanation.

Describe the LEA’s implementation of its efforts to maintain the health and safety of students, educators, and other staff and ensure the continuity of services, as required by the federal American Rescue Plan Act of 2021, and its implementation of the federal Elementary and Secondary School Emergency Relief (ESSER) expenditure plan to date, including successes and challenges.

**Prompt 5:** “A description of how the LEA is using its fiscal resources received for the 2021–22 school year in a manner that is consistent with the applicable plans and is aligned with the LEA’s 2021–22 LCAP and Annual Update.”

Summarize how the LEA is using its fiscal resources received for the 2021–22 school year to implement the requirements of applicable plans in a manner that is aligned with the LEA’s 2021–22 LCAP. For purposes of responding to this prompt, “applicable plans” include the Safe Return to In-Person Instruction and Continuity of Services Plan and the ESSER III Expenditure Plan.

California Department of Education  
November 2021

# Local Control and Accountability Plan

The instructions for completing the Local Control and Accountability Plan (LCAP) follow the template.

Local Educational Agency (LEA) Name	Contact Name and Title	Email and Phone
Math and Science College Preparatory	Emilio Pack CEO	epack@stem-prep.org 3237950695

## Plan Summary 2022-2023

### General Information

A description of the LEA, its schools, and its students in grades transitional kindergarten-12, as applicable to the LEA.

STEM Preparatory Schools, Inc. (STEM Prep) is working to close the pervasive racial and gender gaps in science, technology, engineering, and math (STEM) by preparing a highly-qualified, diverse student population in STEM subjects, better enabling our students to achieve success in high-demand, high-income, high-impact careers by ensuring not only college acceptance, but also college retention, graduation, and job placement.

We operate a pipeline of 3 schools serving grades TK through 12th in the densely populated residential urban neighborhoods of Jefferson Park and West Adams located in South Los Angeles. Our families are disproportionately lower income and have attained less education than the general population of the City of Los Angeles. Approximately 13% of our students qualify for special education services and 93% for free or price reduced lunch, a proxy for student poverty. Most of our students will be the first in their families to graduate from college. Our student population is 87% Latino/Hispanic and 10% African American.

STEM Prep Schools is comprised of STEM Preparatory Elementary School (SPES), Crown Preparatory Academy (CPA) middle school and Math and Science College Preparatory (MSCP) high school. STEM Preparatory Elementary School opened in 2018 and serves grades TK-5.

### Reflections: Successes

A description of successes and/or progress based on a review of the California School Dashboard (Dashboard) and local data.

Math and Science College Preparatory (MSCP) has succeeded in achieving strong graduation and exceptionally strong English CAASPP performance. This strong performance has led to strong satisfaction ratings across our stakeholders. The school has also had strong college acceptance rates; 96% of the Class of 2022 were accepted to a 4-year college or university, and 56% of those students were accepted as a STEM major.

### Reflections: Identified Need

A description of any areas that need significant improvement based on a review of Dashboard and local data, including any areas of low performance and significant performance gaps among student groups on Dashboard indicators, and any steps taken to address those areas.

One area where MSCP was not as successful was around our EL goals. As a result, STEM Prep Schools updated their EL Master Plan and redesigned the Designated ELD program to better support At-Risk and Long Term ELs within the ELA classroom. Finally, STEM Prep Schools adopted a new criteria for reclassification of dually classified students (Special Education and EL). This new criteria allows for a more holistic records review of the student which enables the IEP to determine if the student's disability has impacted their language acquisition.

# LCAP Highlights

A brief overview of the LCAP, including any key features that should be emphasized.

STEM Prep and MSCP have developed and articulated core values that drive the organization and its schools. The three value-aligned goals that guide our decision making are:

- 1. We are a family: We build our legacy by caring for, learning from, and supporting each other.
- 2. We are agents of change: We disrupt the status quo by being daring, reflective, resourceful, and resilient.
- 3. We are STEM thinkers: We solve problems through collaboration, innovation, passion, and perseverance.

Through the analysis of multiple measures of data including the CA School Dashboards and the required LCAP metrics, MSCP's action plan includes the following categories:

- 1. Maintain all measurable outcomes that are already meeting our goals in service of our commitment to disrupting the status quo of inequitable access to high quality STEM pathways for women and minorities.
- 2. College/Career: Achieve Green rating in CA School Dashboard College/Career indicator by 2024
- 3. Equity: Achieve an equal or better performance rating in Suspension rate for our Students with Disabilities.

# Comprehensive Support and Improvement

An LEA with a school or schools eligible for comprehensive support and improvement must respond to the following prompts.

## *Schools Identified*

A list of the schools in the LEA that are eligible for comprehensive support and improvement.

## *Support for Identified Schools*

A description of how the LEA has or will support its eligible schools in developing comprehensive support and improvement plans.

## *Monitoring and Evaluating Effectiveness*

A description of how the LEA will monitor and evaluate the plan to support student and school improvement.

# Engaging Educational Partners

A summary of the process used to engage educational partners and how this engagement was considered before finalizing the LCAP.

In developing this Local Control and Accountability Plan, the LEA collected feedback from stakeholders regarding the specific actions and expenditures proposed to be included in the Plan by posting the draft plan, providing an opportunity to submit written comments on its website in English and in Spanish, and presenting the draft Plan in Spanish and English to the School Site Council, which includes parents as well as staff members.

A public hearing was held on May 11, 2022 at which the draft Plan was presented to the community for review and comment. The agenda was posted 72 hours prior to the public hearing on the school website with a message encouraging all to provide feedback. The agendas were also posted at each of our school sites and home office.

Over the academic year multiple small group feedback sessions were held to gather feedback on plans from teachers and staff on instructional and operational considerations. Topics covered:

- Effectiveness of sessions on student learning
- Student engagement
- Barriers to learning (including COVID-19 related)
- Important context
- Suggestions for improvement

Once the LCAP draft became available and before presenting the plan to the STEM Prep governing board during public hearing on May 11th, the LEA presented the plan

to the School Site Council for feedback. The opportunity for all to provide feedback during this meeting was promoted via school newsletter and parent meetings. During the parent meeting parents were notified of their ability to view the plan in its entirety on the school's website. Written feedback was also encouraged through contact form.

#### A summary of the feedback provided by specific educational partners.

The SSC expressed pride in high parent satisfaction rates and strength waitlists. Chronic absenteeism rates are relatively low, but there remains room for improvement. They requested additional information on Math and Science College Prep's ELD program to gain a better understanding of what could strengthen academic outcomes for English Learners.

The STEM Prep Schools Governing Board requested additional information on the College/Career readiness accomplished to date and planned for the 2021-24 LCAP Term, particularly given our organization's mission. The board emphasized the need to prioritize student mental health and social and emotional well-being to address ongoing impacts of the pandemic. Additionally, the board requested additional subgroup performance data and emphasized the importance of ensuring all students were receiving necessary support for academic progress.

#### A description of the aspects of the LCAP that were influenced by specific input from educational partners.

As highlighted by the SSC, MSCP made progress on most goals for 2017-20 LCAP. Things to highlight include high parent satisfaction, strong retention rates for students, and low suspension rates. For these measures, MSCP included a maintenance of progress goal in the 2021-24 LCAP. While there were a few measurable outcomes where the SSC noted that MSCP did not meet the established goals, in most of these areas MSCP was close. Such nearly reached goals include our ambitious graduation and college acceptance rates. One area where MSCP was not as successful was around our EL goals. The academic performance of all students and each statistically significant subgroup will continue to be tracked within the 21-24 LCAP measurable outcomes to push the school to close gaps.

In alignment with the governing board's input on College/Career readiness, MSCP has developed a goal to achieve a "green" rating in the CA School Dashboard College/Career indicator by 2024. We believe focusing on achieving a Green College/Career indicator rating is aligned with our mission of preparing our students to thrive in STEM careers.

# Goals and Actions

## Goal

Goal #	Description
1	Maintenance Goal: Maintain all measurable outcomes that are already meeting our goals.

An explanation of why the LEA has developed this goal.

Maintain all measurable outcomes that are already meeting our goals in service of our commitment to disrupting the status quo of inequitable access to high quality STEM pathways for women and minorities by cultivating a family of students and staff who solve problems through collaboration, innovation, passion, and perseverance.

## Measuring and Reporting Results

Metric	Baseline	Year 1 Outcome	Year 2 Outcome	Year 3 Outcome	Desired Outcome for 2023-2024
MSCP.1.1 Students have access to the standards-aligned instructional materials resources (% Students Without Access To Their Own Copies Of Standards-Aligned Instructional Materials For Use At School And At Home)	0% Students Without Access To Their Own Copies Of Standards-Aligned Instructional Materials For Use At School And At Home	0% Students Without Access			0% Students Without Access To Their Own Copies Of Standards-Aligned Instructional Materials For Use At School And At Home
MSCP.1.2 Teacher Retention (within the organization) [% of teachers returning from prior year]	62.5% for 2020-21	63% for 2021-22			85% of teachers returning from prior year
MSCP.1.3 Implementation of state academic standard	Standard Met	Standard Met			Standard Met

MSCP.1.4 Access to Broad Course of Study	Standard Met	Standard Met			Standard Met
MSCP.1.5 PLTW Enrollment [% Enrollment as of first Wed. in Oct. in a PLTW Course]	71% Enrollment as of first Wed. in Oct. in a PLTW Course	92% Enrollment as of first Wed. in Oct. in a PLTW Course			75% Enrollment as of first Wed. in Oct. in a PLTW Course
MSCP.1.6 Parent Participation [% parents attended 1+ events]	59% parents attended 1+ events	20% parents attended 1+ events			70% parents attended 1+ events
MSCP.1.7 Parent Satisfaction [Parent Survey I am satisfied with the overall education being received by my child]	99% "I am satisfied with the overall education being received by my child"	98.3% "I am satisfied with the overall education being received by my child"			95% "I am satisfied with the overall education being received by my child"
MSCP.1.8 Staff Satisfaction [Staff Survey I am satisfied with my job]	78.75% "I am satisfied with my job"	88% "I am satisfied with my job"			90% "I am satisfied with my job"
MSCP.1.9 Student Satisfaction [Average of all questions on student survey]	75.25% Average Student Satisfaction	76% Average Student Satisfaction			90% Average Student Satisfaction
MSCP.1.10 Waitlist [# of students on waitlist as of March for next year]	316 students on waitlist as of March for next year	487 students on waitlist as of March for next year			200 students on waitlist as of March for next year
MSCP.1.11 Student cohort (from the time they enroll) [% continuous enrollment 4 years]	80.40% continuous enrollment 4 years	73.8% continuous enrollment 4 years			80% continuous enrollment 4 years
MSCP.1.12 From CPA to MSCP [% matriculating from CPA to MSCP]	46.10% matriculating from CPA to MSCP	69.49% matriculated from CPA to MSCP			75% matriculating from CPA to MSCP

MSCP.1.13 Math Performance [CA School Dashboard]	Green	20% at or above grade level (CA School Dashboard Scores Not Available, 2021 NWEA Scores provided)			Green
MSCP.1.14 CAASPP Math: Subgroup Performance: African American	Above State	(CA School Dashboard Scores Not Available)			Above State
MSCP.1.15 CAASPP Math: Subgroup Performance: EL	Below State	(CA School Dashboard Scores Not Available)			Above State
MSCP.1.16 CAASPP Math: Subgroup Performance: SWD	Above State	9.09% at or above grade level (CA School Dashboard Scores Not Available, 2021 NWEA Scores Provided)			Above State
MSCP.1.17 English Performance [CA School Dashboard]	Blue	43.12% at or above grade level (CA School Dashboard Scores Not Available, 2021 NWEA Scores provided)			Green
MSCP.1.18 CAASPP English: Subgroup Performance: African American	Above State	(CA School Dashboard Scores Not Available)			Above State
MSCP.1.19 CAASPP English: Subgroup Performance: EL	Above State	(CA School Dashboard Scores Not Available)			Above State
MSCP.1.20 CAASPP English: Subgroup Performance: SWD	Above State	0% at or above grade level (CA School Dashboard Scores Not Available, 2021 NWEA Scores provided)			Above State
MSCP.1.21 English Learner Progress	Above State	Not Available - COVID			Above State
MSCP.1.22 Reclassified English Learners Math	Below Standard	Not Available - COVID			Above Standard



Performance					
MSCP.1.23 Reclassified English Learners ELA Performance	Above Standard	Not Available - COVID			Above Standard
MSCP.1.24 Teachers: Fully credentialed & appropriately assigned [% Teachers Fully credentialed & appropriately assigned]	81% Teachers Fully credentialed & appropriately assigned	77% Teachers Fully credentialed & appropriately assigned			100% Teachers Fully credentialed & appropriately assigned
MSCP.1.25 School Facilities in "Good Repair" [Clean, safe, and functional as determined by Facility Inspection Tool (FIT)]	Facilities in Good Repair	Facilities in Good Repair			Facilities in Good Repair
MSCP.1.26 A-G Requirements Met [% of pupils who have successfully completed a-g requirements]	100% of graduating pupils successfully completed a-g requirements	99.62% of graduating pupils successfully completed a-g requirements			100% of graduating pupils successfully completed a-g requirements
MSCP.1.27 Student Attendance rate [% Student Attendance rate]	96% Student Attendance rate (in 2019-20)	95% Student Attendance rate (in2020-21)			95% Student Attendance rate
MSCP.1.28 High School Dropout rate [% Students drop out]	0% Students drop out	0% Students drop out			0% Students drop out
MSCP.1.29 Expulsion rate (% Expelled)	0% Expelled	0% Students drop out			0% Expelled

## Actions

Action #	Title	Description	Total Funds	Contributing
----------	-------	-------------	-------------	--------------

1	Principal	The School Principal ensures that the master calendar and student schedules make all academic areas available to all students, inclusive of all subgroups, and all grades; meets with at-risk students on a regular basis; develop individual improvement plans; ensures that each teacher is appropriately credentialed for their assignment; engages parents in a series of relevant and interesting workshops related to their child's success; ensures all students have appropriate, standards-aligned (including CCSS and the academic content and performance standards) textbooks/curriculum materials and technology.	\$148,958.00	No
2	Basic Services	Personnel, curriculum, supplies, and services for all students to ensure maintenance of progress in all areas.	\$5,603,447.00	No
3	Special Education	Special Education Teachers, supplies, and services	\$447,019.00	No
4	Additional Admin Support	Support implementation of alternatives to suspension; provide on-campus supervision Additional clerical to assist with attendance reporting and tracking at-risk students	\$492,927.00	Yes

## Goal Analysis for 2021-2022

An analysis of how this goal was carried out in the previous year.

A description of any substantive differences in planned actions and actual implementation of these actions.

There were no substantive differences in planned actions and actual implementation of these actions.

An explanation of material differences between Budgeted Expenditures and Estimated Actual Expenditures and/or Planned Percentages of Improved Services and Estimated Actual Percentages of Improved Services.

Additional local funds were expended on Special Education services. Additional Supplemental funds were expended on Additional Admin Support.

An explanation of how effective the specific actions were in making progress toward the goal.

Overall Math and Science College Prep has been doing well at achieving the goal of maintaining all measurable outcomes that are already meeting our goals. Staff and parent satisfaction remains high and demand for spots in our 9th grade class remain exceptionally high. The facility is in good repair and students are provided with sufficient materials. Math and Science College Prep has some additional work to do in increasing teacher retention and parent participation, both of which have been challenging during the COVID-19 pandemic.

A description of any changes made to the planned goal, metrics, desired outcomes, or actions for the coming year that resulted from reflections on prior practice.

None.

**A report of the Total Estimated Actual Expenditures for last year's actions may be found in the Annual Update Table. A report of the Estimated Actual Percentages of Improved Services for last year's actions may be found in the Contributing Actions Annual Update Table.**

# Goal

Goal #	Description
2	College/Career: Achieve Green rating in CA School Dashboard College/Career indicator by 2024.

An explanation of why the LEA has developed this goal.

In the most recent CA School Dashboard, the LEA received a Yellow rating in College/Career. As an organization we have consistently achieved high rates of four-year college admissions. We believe focusing on achieving a Green College/Career rating is aligned with our mission of preparing our students to thrive in STEM careers.

## Measuring and Reporting Results

Metric	Baseline	Year 1 Outcome	Year 2 Outcome	Year 3 Outcome	Desired Outcome for 2023-2024
MSCP.2.1 AP Test Pass Rate [% Scoring 3+]	24% Scored 3+ in 2019-2020	27% Scored 3+ in 2020-21			50% Score 3+
MSCP.2.2 College Acceptance [% accepted to 4 year College or University]	75% Accepted to a 4 year College or University	91% Accepted to a 4 year College or University (2020-21)			100% Accepted to a 4 year College or University
MSCP.2.3 SAT/ACT [Average Scores]	SAT: 900 ACT: 17	SAT: 1375 Note: Students not required to take SAT in 2020-21. Scores as of November 2021, only 2 students took the SAT and 0 students took the ACT			SAT: 1050 ACT: 20
MSCP.2.4 Graduation Rate [CA School Dashboard]	Blue	100%			Green
MSCP.2.5 Honors classes [% of total enrollment in an Honors course (Honors does not include AP*)]	36.33% Honors Course Enrollment	75% Honors Course Enrollment			50% Honors Course Enrollment

MSCP.2.6 College/Career Indicator [CA School Dashboard]	Yellow	Not Available - COVID			Green
MSCP.2.7 Major in a STEM field [% of graduates declaring a STEM Major]	62% of graduates declared a STEM Major	57% of graduates declared a STEM Major			60% of graduates declare a STEM Major
MSCP.2.8 Chronic Absenteeism Rate	17.1% (2018-19) Red	13% (2020-21)			Green

## Actions

Action #	Title	Description	Total Funds	Contributing
1	Supplemental Teachers	Additional teachers to reduce class size and provide improved services to unduplicated students	\$981,803.00	Yes
2	Instructional Aides	Instructional Aides provide during and after-school support and tutoring for students in need of intervention	\$376,500.00	Yes
3	Supplemental Administrators	The Assistant Principal and Site Coordinator assist the Principal in all areas, focusing specifically on providing additional support to at-risk students.	\$89,321.00	Yes
4	Project Lead the Way Implementation	MSCP will increase students' college readiness for STEM programs by implementing the Project Lead the Way curriculum at all grade levels.	\$228,445.00	Yes

## Goal Analysis for 2021-2022

An analysis of how this goal was carried out in the previous year.

A description of any substantive differences in planned actions and actual implementation of these actions.

There were no substantive differences in planned actions and actual implementation of these actions.

An explanation of material differences between Budgeted Expenditures and Estimated Actual Expenditures and/or Planned Percentages of Improved Services and Estimated Actual Percentages of Improved Services.

There were no material differences between Budgeted Expenditures and Estimated Actual Expenditures related to this goal.

An explanation of how effective the specific actions were in making progress toward the goal.

In the most recent CA School Dashboard, Math and Science College Prep received a Yellow rating in College/Career. As an organization we have consistently achieved high rates of four-year college admissions. Focusing on achieving a Green College/Career rating is aligned with our mission of preparing our students to thrive in STEM careers. For the 2020-21 school year, Math and Science College Prep fell short on the goal to increase AP pass rate, but exceeded the goal for honors class enrollment.

A description of any changes made to the planned goal, metrics, desired outcomes, or actions for the coming year that resulted from reflections on prior practice.

The Project Lead the Way Implementation (action 2.4) was erroneously marked "Not Contributed to Increased or Improved Services" in the 2021-22 plan, so a new action (2.5) was created for this plan which shows the action as Contributing.

**A report of the Total Estimated Actual Expenditures for last year’s actions may be found in the Annual Update Table. A report of the Estimated Actual Percentages of Improved Services for last year’s actions may be found in the Contributing Actions Annual Update Table.**

# Goal

Goal #	Description
3	Equity: Achieve an equal or better performance rating in Suspension rate for our Students with Disabilities.

An explanation of why the LEA has developed this goal.

Our school received an Orange rating in this indicator on the 2019 CA School Dashboard.

## Measuring and Reporting Results

Metric	Baseline	Year 1 Outcome	Year 2 Outcome	Year 3 Outcome	Desired Outcome for 2023-2024
MSCP.3.1 Suspension rate [CA School Dashboard]	Yellow	0%			Green
MSCP.3.2 Subgroup suspension rate: African American	Orange	0%			Green
MSCP.3.3 Subgroup suspension rate: English Learners	Orange	0%			Green
MSCP.3.4 Subgroup suspension rate: Students w/ Disabilities	Orange	0%			Green

## Actions

Action #	Title	Description	Total Funds	Contributing
1	Supplemental Counselors	The supplemental Counselor(s) assist with all counseling duties for at-risk students.	\$275,914.00	Yes
2	Restorative Justice Program	Implement alternatives to suspension; reduce suspension rate; conduct home visits of chronically absent students	\$89,321.00	Yes

## Goal Analysis for 2021-2022

An analysis of how this goal was carried out in the previous year.

A description of any substantive differences in planned actions and actual implementation of these actions.

There were no substantive differences in planned actions and actual implementation of these actions.

An explanation of material differences between Budgeted Expenditures and Estimated Actual Expenditures and/or Planned Percentages of Improved Services and Estimated Actual Percentages of Improved Services.

Additional Supplemental funds were expended on Supplemental Counselors.

An explanation of how effective the specific actions were in making progress toward the goal.

Math and Science College Prep had no suspensions in the 2020-21 school year.

A description of any changes made to the planned goal, metrics, desired outcomes, or actions for the coming year that resulted from reflections on prior practice.

None.

**A report of the Total Estimated Actual Expenditures for last year's actions may be found in the Annual Update Table. A report of the Estimated Actual Percentages of Improved Services for last year's actions may be found in the Contributing Actions Annual Update Table.**

# Increased or Improved Services for Foster Youth, English Learners, and Low-Income Students for 2022-2023

Projected LCFF Supplemental and/or Concentration Grants	Projected Additional LCFF Concentration Grant (15 percent)
\$2,119,908.00	\$252,071.00

## Required Percentage to Increase or Improve Services for the LCAP Year

Projected Percentage to Increase or Improve Services for the Coming School Year	LCFF Carryover — Percentage	LCFF Carryover — Dollar	Total Percentage to Increase or Improve Services for the Coming School Year
38.63%	0.00%	\$0.00	38.63%

The Budgeted Expenditures for Actions identified as Contributing may be found in the Contributing Actions Table.

## Required Descriptions



For each action being provided to an entire school, or across the entire school district or county office of education (COE), an explanation of (1) how the needs of foster youth, English learners, and low-income students were considered first, and (2) how these actions are effective in meeting the goals for these students.

All services are being provided on an LEA-wide basis as over 90% of MSCP's population is unduplicated pupils.  
The assistant principal, additional counselors, and additional clerical and classified support staff are able to focus their attention on low income students, English learners, and foster youth. The reduced class sizes afforded by additional teachers benefit all students. The instructional aides provide targeted support to students at risk of not meeting challenging State standards and English Learners.

A description of how services for foster youth, English learners, and low-income students are being increased or improved by the percentage required.

The Los Angeles Unified School District Board-approved minimum staffing levels for a senior high school with 540 students is as follows:

1 Principal  
0 Asst. Principal(s)  
1 Counselor(s)  
20 Teacher(s)  
2 Clerical FTE  
0 Other Classified Staff  
0 Teacher Assitant(s)

For the 2022-23 school year, MSCP has budgeted the following staff:

1 Principal  
2 Asst. Principal(s)  
4 Counselor(s)  
38 Teacher(s)  
3 Clerical FTE  
7 Other Classified Staff  
8 Teacher Assitant(s)

This higher level of staffing and resulting service to students represents an increase of 163% over the standard services.

All services are being provided on an LEA-wide basis as over 90% of MSCP's population is unduplicated pupils.

The assistant principal, additional counselors, and additional clerical and classified support staff are able to focus their attention on low income students, English learners, and foster youth.

The reduced class sizes afforded by additional teachers benefit all students.

The teacher assistants provide targeted support to students at risk of not meeting challenging State standards and English Learners.

A description of the plan for how the additional concentration grant add-on funding identified above will be used to increase the number of staff providing direct services to students at schools that have a high concentration (above 55 percent) of foster youth, English learners, and low-income students, as applicable.

See above

Staff-to-student ratios by type of school and concentration of unduplicated students	Schools with a student concentration of 55 percent or less	Schools with a student concentration of greater than 55 percent
Staff-to-student ratio of classified staff providing direct services to students		1:67
Staff-to-student ratio of certificated staff providing direct services to students		1:12

# Action Tables

## 2022-2023 Total Planned Expenditures Table

Totals:	LCFF Funds	Other State Funds	Local Funds	Federal Funds	Total Funds	Total Personnel	Total Non-personnel
Totals	\$6,639,805.00	\$1,189,731.00	\$447,019.00	\$457,100.00	\$8,733,655.00	\$5,234,201.00	\$3,499,454.00

Goal #	Action #	Action Title	Student Group(s)	LCFF Funds	Other State Funds	Local Funds	Federal Funds	Total Funds
1	1	Principal	All	\$148,958.00	\$0.00	\$0.00	\$0.00	\$148,958.00
1	2	Basic Services	All	\$4,333,116.00	\$1,189,731.00	\$0.00	\$80,600.00	\$5,603,447.00
1	3	Special Education	Student with Disabilities (SWD)	\$0.00	\$0.00	\$447,019.00	\$0.00	\$447,019.00
1	4	Additional Admin Support	English learner (EL), Foster Youth, Low Income	\$492,927.00	\$0.00	\$0.00	\$0.00	\$492,927.00
2	1	Supplemental Teachers	Low Income, Foster Youth, English learner (EL)	\$981,803.00	\$0.00	\$0.00	\$0.00	\$981,803.00
2	2	Instructional Aides	Low Income, Foster Youth, English learner (EL)	\$0.00	\$0.00	\$0.00	\$376,500.00	\$376,500.00
2	3	Supplemental Administrators	Foster Youth, English learner (EL), Low Income	\$89,321.00	\$0.00	\$0.00	\$0.00	\$89,321.00
2	4	Project Lead the Way Implementation	Low Income	\$228,445.00	\$0.00	\$0.00	\$0.00	\$228,445.00
3	1	Supplemental Counselors	English learner (EL), Foster Youth, Low Income	\$275,914.00	\$0.00	\$0.00	\$0.00	\$275,914.00
3	2	Restorative Justice Program	Foster Youth, Low Income, English learner (EL)	\$89,321.00	\$0.00	\$0.00	\$0.00	\$89,321.00

## 2022-2023 Contributing Actions Table

1. Projected LCFF Base Grant	2. Projected LCFF Supplemental and/or Concentration Grants	3. Projected Percentage to Increase or Improve Services for the Coming School Year (2 divided by 1)	LCFF Carryover – Percentage (Percentage from prior year)	Total Percentage to Increase or Improve Services for the Coming School Year (3 + Carryover %)	4.Total Planned Contributing Expenditures (LCFF Funds)	5.Total Planned Percentage of Improved Services (%)	Planned Percentage to Increase or Improve Services for the Coming School Year (4 divided by 1, plus 5)	Totals by Type	Total LCFF Funds
\$5,488,150.00	\$2,119,908.00	38.63%	0.00% - No Carryover	38.63%	\$2,157,731.00	0.00%	39.32%	<b>Total:</b>	\$2,157,731.00
								<b>LEA-wide Total:</b>	\$2,157,731.00
								<b>Limited Total:</b>	
								<b>Schoolwide Total:</b>	\$0.00

Goal #	Action #	Action Title	Contributing to Increased or Improved Services?	Scope	Unduplicated Student Group(s)	Location	Planned Expenditures for Contributing Actions(LCFF Funds)	Planned Percentage of Improved Services (%)
1	4	Additional Admin Support	Yes	LEA-wide	English learner (EL), Foster Youth, Low Income	All Schools	\$492,927.00	0.00%
2	1	Supplemental Teachers	Yes	LEA-wide	Low Income, Foster Youth, English learner (EL)	All Schools	\$981,803.00	0.00%
2	2	Instructional Aides	Yes	LEA-wide	Low Income, Foster Youth, English learner (EL)	All Schools	\$0.00	0.00%
2	3	Supplemental Administrators	Yes	LEA-wide	Foster Youth, English learner (EL), Low Income	All Schools	\$89,321.00	0.00%
2	4	Project Lead the Way Implementation	Yes	LEA-wide	Low Income	All Schools	\$228,445.00	0.00%
3	1	Supplemental Counselors	Yes	LEA-wide	English learner (EL), Foster Youth, Low Income	All Schools	\$275,914.00	0.00%
3	2	Restorative Justice Program	Yes	LEA-wide	Foster Youth, Low Income, English learner (EL)	All Schools	\$89,321.00	0.00%

## 2021-2022 Annual Update Table

Totals:	Last Year's Total Planned Expenditures (Total Funds)	Total Estimated Actual Expenditures (Total Funds)
Totals:	\$9,152,577.00	\$9,372,323.00

Last Year's Goal#	Last Year's Action#	Prior Action/Service Title	Contributed to Increased or Improved Services?	Last Year's Planned Expenditures (Total Funds)	Estimated Actual Expenditures (Input Total Funds)
1	1	Principal	No	\$150,427.00	\$139,260.00
1	2	Basic Services	No	\$6,207,462.00	\$6,157,365.00
1	3	Special Education Teachers	No	\$354,707.00	\$515,083.00
1	4	Additional Admin Support	Yes	\$145,464.00	\$243,672.00
2	1	Supplemental Teachers	Yes	\$931,265.00	\$881,959.00
2	2	Instructional Aides	Yes	\$519,215.00	\$519,243.00
2	3	Supplemental Administrators	Yes	\$191,271.00	\$192,504.00
2	4	Project Lead the Way Implementation	No	\$316,900.00	\$0.00
2	5	Project Lead the Way Implementation	Yes	\$0.00	\$316,900.00
3	1	Supplemental Counselors	Yes	\$256,868.00	\$327,339.00
3	2	Restorative Justice Program	Yes	\$78,998.00	\$78,998.00

## 2021-2022 Contributing Actions Annual Update Table

6.Estimated Actual LCFF Supplemental and/or Concentration Grants (Input Dollar Amount):	4.Total Planned Contributing Expenditures (LCFF Funds)	7.Total Estimated Actual Expenditures for Contributing Actions (LCFF Funds)	Difference Between Planned and Estimated Actual Expenditures for Contributing Actions (Subtract 7 from 4)	5.Total Planned Percentage of Improved Services (%)	8.Total Estimated Actual Percentage of Improved Services(%)	Difference Between Planned and Estimated Actual Percentage of Improved Services (Subtract 5 from 8)
\$1,858,521.00	\$1,532,366.00	\$2,062,181.00	(\$529,815.00)	0.00%	0.00%	0.00% - No Difference

Last Year's Goal#	Last Year's Action#	Prior Action/Service Title	Contributed to Increased or Improved Services?	Last Year's Planned Expenditures for Contributing Actions (LCFF Funds)	Estimated Actual Expenditures for Contributing Actions(Input LCFF Funds)	Planned Percentage of Improved Services	Estimated Actual Percentage of Improved Services(Input Percentage)
1	4	Additional Admin Support	Yes	\$145,464.00	\$243,672.00	0.00%	0.00%
2	1	Supplemental Teachers	Yes	\$859,765.00	\$881,959.00	0.00%	0.00%
2	2	Instructional Aides	Yes	\$0.00	\$112,609.00	0.00%	0.00%
2	3	Supplemental Administrators	Yes	\$191,271.00	\$192,504.00	0.00%	0.00%
2	5	Project Lead the Way Implementation	Yes	\$0.00	\$225,100.00	0.00%	0.00%
3	1	Supplemental Counselors	Yes	\$256,868.00	\$327,339.00	0.00%	0.00%
3	2	Restorative Justice Program	Yes	\$78,998.00	\$78,998.00	0.00%	0.00%

## 2021-2022 LCFF Carryover Table

9.Estimated Actual LCFF Base Grant (Input Dollar Amount)	6. Estimated Actual LCFF Supplemental and/or Concentration Grants	LCFF Carryover – Percentage (Percentage from prior year)	10. Total Percentage to Increase or Improve Services for the Current School Year (6 divided by 9 + Carryover %)	7. Total Estimated Actual Expenditures for Contributing Actions (LCFF Funds)	8.Total Estimated Actual Percentage of Improved Services(%)	11. Estimated Actual Percentage of Increased or Improved Services (7 divided by 9, plus 8)	12. LCFF Carryover – Dollar Amount (Subtract 11 from 10 and multiply by 9)	13. LCFF Carryover – Percentage (12 divided by 9)
\$4,809,961.00	\$1,858,521.00	0.00%	38.64%	\$2,062,181.00	0.00%	42.87%	\$0.00 - No Carryover	0.00% - No Carryover

## Federal Funds Detail Report

Totals:	Title I	Title II	Title III	Title IV	CSI	Other Federal Funds
Totals	\$224,191.00	\$0.00	\$0.00	\$0.00	\$0.00	\$232,909.00

Goal #	Action #	Action Title	Title I	Title II	Title III	Title IV	CSI	Other Federal Funds	Total Funds
1	1	Principal	\$0.00	\$0.00	\$0.00	\$0.00	\$0.00	\$0.00	\$148,958.00
1	2	Basic Services	\$0.00	\$0.00	\$0.00	\$0.00	\$0.00	\$80,600.00	\$5,603,447.00
1	3	Special Education	\$0.00	\$0.00	\$0.00	\$0.00	\$0.00	\$0.00	\$447,019.00
1	4	Additional Admin Support	\$0.00	\$0.00	\$0.00	\$0.00	\$0.00	\$0.00	\$492,927.00
2	1	Supplemental Teachers	\$0.00	\$0.00	\$0.00	\$0.00	\$0.00	\$0.00	\$981,803.00
2	2	Instructional Aides	\$224,191.00	\$0.00	\$0.00	\$0.00	\$0.00	\$152,309.00	\$376,500.00
2	3	Supplemental Administrators	\$0.00	\$0.00	\$0.00	\$0.00	\$0.00	\$0.00	\$89,321.00
2	4	Project Lead the Way	\$0.00	\$0.00	\$0.00	\$0.00	\$0.00	\$0.00	\$228,445.00

		Implementation							
3	1	Supplemental Counselors	\$0.00	\$0.00	\$0.00	\$0.00	\$0.00	\$0.00	\$275,914.00
3	2	Restorative Justice Program	\$0.00	\$0.00	\$0.00	\$0.00	\$0.00	\$0.00	\$89,321.00



# Instructions

[Plan Summary](#)

[Engaging Educational Partners](#)

[Goals and Actions](#)

[Increased or Improved Services for Foster Youth, English Learners, and Low-Income Students](#)

*For additional questions or technical assistance related to the completion of the Local Control and Accountability Plan (LCAP) template, please contact the local county office of education (COE), or the California Department of Education's (CDE's) Local Agency Systems Support Office, by phone at 916-319-0809 or by email at [lcff@cde.ca.gov](mailto:lcff@cde.ca.gov).*

## Introduction and Instructions

The Local Control Funding Formula (LCFF) requires local educational agencies (LEAs) to engage their local educational partners in an annual planning process to evaluate their progress within eight state priority areas encompassing all statutory metrics (COEs have 10 state priorities). LEAs document the results of this planning process in the LCAP using the template adopted by the State Board of Education.

The LCAP development process serves three distinct, but related functions:

- **Comprehensive Strategic Planning:** The process of developing and annually updating the LCAP supports comprehensive strategic planning (California *Education Code* [EC] Section 52064[e][1]). Strategic planning that is comprehensive connects budgetary decisions to teaching and learning performance data. LEAs should continually evaluate the hard choices they make about the use of limited resources to meet student and community needs to ensure opportunities and outcomes are improved for all students.
- **Meaningful Engagement of Educational Partners:** The LCAP development process should result in an LCAP that reflects decisions made through meaningful engagement (EC Section 52064[e][1]). Local educational partners possess valuable perspectives and insights about an LEA's programs and services. Effective strategic planning will incorporate these perspectives and insights in order to identify potential goals and actions to be included in the LCAP.
- **Accountability and Compliance:** The LCAP serves an important accountability function because aspects of the LCAP template require LEAs to show that they have complied with various requirements specified in the LCFF statutes and regulations, most notably:
  - Demonstrating that LEAs are increasing or improving services for foster youth, English learners, and low-income students in proportion to the amount of additional funding those students generate under LCFF (EC Section 52064[b][4-6]).

- Establishing goals, supported by actions and related expenditures, that address the statutory priority areas and statutory metrics (*EC* sections 52064[b][1] and [2]).
- Annually reviewing and updating the LCAP to reflect progress toward the goals (*EC* Section 52064[b][7]).

The LCAP template, like each LEA's final adopted LCAP, is a document, not a process. LEAs must use the template to memorialize the outcome of their LCAP development process, which should: (a) reflect comprehensive strategic planning (b) through meaningful engagement with educational partners that (c) meets legal requirements, as reflected in the final adopted LCAP. The sections included within the LCAP template do not and cannot reflect the full development process, just as the LCAP template itself is not intended as a tool for engaging educational partners.

If a county superintendent of schools has jurisdiction over a single school district, the county board of education and the governing board of the school district may adopt and file for review and approval a single LCAP consistent with the requirements in *EC* sections 52060, 52062, 52066, 52068, and 52070. The LCAP must clearly articulate to which entity's budget (school district or county superintendent of schools) all budgeted and actual expenditures are aligned.

The revised LCAP template for the 2021–22, 2022–23, and 2023–24 school years reflects statutory changes made through Assembly Bill 1840 (Committee on Budget), Chapter 243, Statutes of 2018. These statutory changes enhance transparency regarding expenditures on actions included in the LCAP, including actions that contribute to meeting the requirement to increase or improve services for foster youth, English learners, and low-income students, and to streamline the information presented within the LCAP to make adopted LCAPs more accessible for educational partners and the public.

At its most basic, the adopted LCAP should attempt to distill not just what the LEA is doing for students in transitional kindergarten through grade twelve (TK–12), but also allow educational partners to understand why, and whether those strategies are leading to improved opportunities and outcomes for students. LEAs are strongly encouraged to use language and a level of detail in their adopted LCAPs intended to be meaningful and accessible for the LEA's diverse educational partners and the broader public.

In developing and finalizing the LCAP for adoption, LEAs are encouraged to keep the following overarching frame at the forefront of the strategic planning and educational partner engagement functions:

Given present performance across the state priorities and on indicators in the California School Dashboard (Dashboard), how is the LEA using its budgetary resources to respond to TK–12 student and community needs, and address any performance gaps, including by meeting its obligation to increase or improve services for foster youth, English learners, and low-income students?

LEAs are encouraged to focus on a set of metrics and actions that the LEA believes, based on input gathered from educational partners, research, and experience, will have the biggest impact on behalf of its TK–12 students.

These instructions address the requirements for each section of the LCAP, but may include information about effective practices when developing the LCAP and completing the LCAP itself. Additionally, information is included at the beginning of each section emphasizing the purpose that each section serves.

## Plan Summary

### Purpose

A well-developed Plan Summary section provides a meaningful context for the LCAP. This section provides information about an LEA's community as well as relevant information about student needs and performance. In order to provide a meaningful context for the rest of the LCAP, the content of this section should be clearly and meaningfully related to the content included in the subsequent sections of the LCAP.

### Requirements and Instructions

**General Information** – Briefly describe the LEA, its schools, and its students in grades TK–12, as applicable to the LEA. For example, information about an LEA in terms of geography, enrollment, or employment, the number and size of specific schools, recent community challenges, and other such information as an LEA wishes to include can enable a reader to more fully understand an LEA's LCAP.

**Reflections: Successes** – Based on a review of performance on the state indicators and local performance indicators included in the Dashboard, progress toward LCAP goals, local self-assessment tools, input from educational partners, and any other information, what progress is the LEA most proud of and how does the LEA plan to maintain or build upon that success? This may include identifying specific examples of how past increases or improvements in services for foster youth, English learners, and low-income students have led to improved performance for these students.

**Reflections: Identified Need** – Referring to the Dashboard, identify: (a) any state indicator for which overall performance was in the “Red” or “Orange” performance category or any local indicator where the LEA received a “Not Met” or “Not Met for Two or More Years” rating AND (b) any state indicator for which performance for any student group was two or more performance levels below the “all student” performance. What steps is the LEA planning to take to address these areas of low performance and performance gaps? An LEA that is required to include a goal to address one or more consistently low-performing student groups or low-performing schools must identify that it is required to include this goal and must also identify the applicable student group(s) and/or school(s). Other needs may be identified using locally collected data including data collected to inform the self-reflection tools and reporting local indicators on the Dashboard.

**LCAP Highlights** – Identify and briefly summarize the key features of this year's LCAP.

**Comprehensive Support and Improvement** – An LEA with a school or schools identified for comprehensive support and improvement (CSI) under the Every Student Succeeds Act must respond to the following prompts:

- **Schools Identified:** Identify the schools within the LEA that have been identified for CSI.
- **Support for Identified Schools:** Describe how the LEA has or will support the identified schools in developing CSI plans that included a school-level needs assessment, evidence-based interventions, and the identification of any resource inequities to be addressed through the implementation of the CSI plan.
- **Monitoring and Evaluating Effectiveness:** Describe how the LEA will monitor and evaluate the implementation and effectiveness of the CSI plan to support student and school improvement.

## Engaging Educational Partners

### Purpose

Significant and purposeful engagement of parents, students, educators, and other educational partners, including those representing the student groups identified by LCFF, is critical to the development of the LCAP and the budget process. Consistent with statute, such engagement should support comprehensive strategic planning, accountability, and improvement across the state priorities and locally identified priorities (*EC* Section 52064[e][1]). Engagement of educational partners is an ongoing, annual process.

This section is designed to reflect how the engagement of educational partners influenced the decisions reflected in the adopted LCAP. The goal is to allow educational partners that participated in the LCAP development process and the broader public understand how the LEA engaged educational partners and the impact of that engagement. LEAs are encouraged to keep this goal in the forefront when completing this section.

Statute and regulations specify the educational partners that school districts and COEs must consult when developing the LCAP: teachers, principals, administrators, other school personnel, local bargaining units of the LEA, parents, and students. Before adopting the LCAP, school districts and COEs must share it with the Parent Advisory Committee and, if applicable, to its English Learner Parent Advisory Committee. The superintendent is required by statute to respond in writing to the comments received from these committees. School districts and COEs must also consult with the special education local plan area administrator(s) when developing the LCAP.

Statute requires charter schools to consult with teachers, principals, administrators, other school personnel, parents, and students in developing the LCAP. The LCAP should also be shared with, and LEAs should request input from, schoolsite-level advisory groups, as applicable (e.g., schoolsite councils, English Learner Advisory Councils, student advisory groups, etc.), to facilitate alignment between schoolsite and district-level goals and actions.

Information and resources that support effective engagement, define student consultation, and provide the requirements for advisory group composition, can be found under Resources on the following web page of the CDE's website: <https://www.cde.ca.gov/re/lc/>.

# Requirements and Instructions

Below is an excerpt from the 2018–19 *Guide for Annual Audits of K–12 Local Education Agencies and State Compliance Reporting*, which is provided to highlight the legal requirements for engagement of educational partners in the LCAP development process:

## **Local Control and Accountability Plan:**

For county offices of education and school districts only, verify the LEA:

- a) Presented the local control and accountability plan to the parent advisory committee in accordance with Education Code section 52062(a)(1) or 52068(a)(1), as appropriate.
- b) If applicable, presented the local control and accountability plan to the English learner parent advisory committee, in accordance with Education Code section 52062(a)(2) or 52068(a)(2), as appropriate.
- c) Notified members of the public of the opportunity to submit comments regarding specific actions and expenditures proposed to be included in the local control and accountability plan in accordance with Education Code section 52062(a)(3) or 52068(a)(3), as appropriate.
- d) Held at least one public hearing in accordance with Education Code section 52062(b)(1) or 52068(b)(1), as appropriate.
- e) Adopted the local control and accountability plan in a public meeting in accordance with Education Code section 52062(b)(2) or 52068(b)(2), as appropriate.

**Prompt 1:** “A summary of the process used to engage educational partners and how this engagement was considered before finalizing the LCAP.”

Describe the engagement process used by the LEA to involve educational partners in the development of the LCAP, including, at a minimum, describing how the LEA met its obligation to consult with all statutorily required educational partners as applicable to the type of LEA. A sufficient response to this prompt must include general information about the timeline of the process and meetings or other engagement strategies with educational partners. A response may also include information about an LEA’s philosophical approach to engaging its educational partners.

**Prompt 2:** “A summary of the feedback provided by specific educational partners.”

Describe and summarize the feedback provided by specific educational partners. A sufficient response to this prompt will indicate ideas, trends, or inputs that emerged from an analysis of the feedback received from educational partners.

**Prompt 3:** “A description of the aspects of the LCAP that were influenced by specific input from educational partners.”

A sufficient response to this prompt will provide educational partners and the public with clear, specific information about how the engagement process influenced the development of the LCAP. The response must describe aspects of the LCAP that were influenced by or developed in response to the educational partner feedback described in response to Prompt 2. This may include a description of how the LEA prioritized requests of educational partners within the context of the budgetary resources available or otherwise prioritized areas of focus within the LCAP. For the purposes of this prompt, “aspects” of an LCAP that may have been influenced by educational partner input can include, but are not necessarily limited to:

- Inclusion of a goal or decision to pursue a Focus Goal (as described below)
- Inclusion of metrics other than the statutorily required metrics
- Determination of the desired outcome on one or more metrics
- Inclusion of performance by one or more student groups in the Measuring and Reporting Results subsection
- Inclusion of action(s) or a group of actions
- Elimination of action(s) or group of actions
- Changes to the level of proposed expenditures for one or more actions
- Inclusion of action(s) as contributing to increased or improved services for unduplicated students
- Determination of effectiveness of the specific actions to achieve the goal
- Determination of material differences in expenditures
- Determination of changes made to a goal for the ensuing LCAP year based on the annual update process
- Determination of challenges or successes in the implementation of actions

## Goals and Actions

### Purpose

Well-developed goals will clearly communicate to educational partners what the LEA plans to accomplish, what the LEA plans to do in order to accomplish the goal, and how the LEA will know when it has accomplished the goal. A goal statement, associated metrics and expected outcomes, and the actions included in the goal should be in alignment. The explanation for why the LEA included a goal is an opportunity for LEAs to clearly communicate to educational partners and the public why, among the various strengths and areas for improvement highlighted by performance data and strategies and actions that could be pursued, the LEA decided to pursue this goal, and the related metrics, expected outcomes, actions, and expenditures.

A well-developed goal can be focused on the performance relative to a metric or metrics for all students, a specific student group(s), narrowing performance gaps, or implementing programs or strategies expected to impact outcomes. LEAs should assess the performance of their student groups when developing goals and the related actions to achieve such goals.

# Requirements and Instructions

LEAs should prioritize the goals, specific actions, and related expenditures included within the LCAP within one or more state priorities. LEAs should consider performance on the state and local indicators, including their locally collected and reported data for the local indicators that are included in the Dashboard in determining whether and how to prioritize its goals within the LCAP.

In order to support prioritization of goals, the LCAP template provides LEAs with the option of developing three different kinds of goals:

- **Focus Goal:** A Focus Goal is relatively more concentrated in scope and may focus on a fewer number of metrics to measure improvement. A Focus Goal statement will be time bound and make clear how the goal is to be measured.
- **Broad Goal:** A Broad Goal is relatively less concentrated in its scope and may focus on improving performance across a wide range of metrics.
- **Maintenance of Progress Goal:** A Maintenance of Progress Goal includes actions that may be ongoing without significant changes and allows an LEA to track performance on any metrics not addressed in the other goals of the LCAP.

At a minimum, the LCAP must address all LCFF priorities and associated metrics.

## ***Focus Goal(s)***

**Goal Description:** The description provided for a Focus Goal must be specific, measurable, and time bound. An LEA develops a Focus Goal to address areas of need that may require or benefit from a more specific and data intensive approach. The Focus Goal can explicitly reference the metric(s) by which achievement of the goal will be measured and the time frame according to which the LEA expects to achieve the goal.

**Explanation of why the LEA has developed this goal:** Explain why the LEA has chosen to prioritize this goal. An explanation must be based on Dashboard data or other locally collected data. LEAs must describe how the LEA identified this goal for focused attention, including relevant consultation with educational partners. LEAs are encouraged to promote transparency and understanding around the decision to pursue a focus goal.

## ***Broad Goal***

**Goal Description:** Describe what the LEA plans to achieve through the actions included in the goal. The description of a broad goal will be clearly aligned with the expected measurable outcomes included for the goal. The goal description organizes the actions and expected outcomes in a cohesive and consistent manner. A goal description is specific enough to be measurable in either quantitative or qualitative terms. A broad goal is not as specific as a focus goal. While it is specific enough to be measurable, there are many different metrics for measuring progress toward the goal.

**Explanation of why the LEA has developed this goal:** Explain why the LEA developed this goal and how the actions and metrics grouped together will help achieve the goal.

### ***Maintenance of Progress Goal***

**Goal Description:** Describe how the LEA intends to maintain the progress made in the LCFF State Priorities not addressed by the other goals in the LCAP. Use this type of goal to address the state priorities and applicable metrics not addressed within the other goals in the LCAP. The state priorities and metrics to be addressed in this section are those for which the LEA, in consultation with educational partners, has determined to maintain actions and monitor progress while focusing implementation efforts on the actions covered by other goals in the LCAP.

**Explanation of why the LEA has developed this goal:** Explain how the actions will sustain the progress exemplified by the related metrics.

### ***Required Goals***

In general, LEAs have flexibility in determining what goals to include in the LCAP and what those goals will address; however, beginning with the development of the 2022–23 LCAP, LEAs that meet certain criteria are required to include a specific goal in their LCAP.

**Consistently low-performing student group(s) criteria:** An LEA is eligible for Differentiated Assistance for three or more consecutive years based on the performance of the same student group or groups in the Dashboard. A list of the LEAs required to include a goal in the LCAP based on student group performance, and the student group(s) that lead to identification, may be found on the CDE’s Local Control Funding Formula web page at <https://www.cde.ca.gov/fq/aa/lc/>.

- **Consistently low-performing student group(s) goal requirement:** An LEA meeting the consistently low-performing student group(s) criteria must include a goal in its LCAP focused on improving the performance of the student group or groups that led to the LEA’s eligibility for Differentiated Assistance. This goal must include metrics, outcomes, actions, and expenditures specific to addressing the needs of, and improving outcomes for, this student group or groups. An LEA required to address multiple student groups is not required to have a goal to address each student group; however, each student group must be specifically addressed in the goal. This requirement may not be met by combining this required goal with another goal.
- **Goal Description:** Describe the outcomes the LEA plans to achieve to address the needs of, and improve outcomes for, the student group or groups that led to the LEA’s eligibility for Differentiated Assistance.
- **Explanation of why the LEA has developed this goal:** Explain why the LEA is required to develop this goal, including identifying the student group(s) that lead to the LEA being required to develop this goal, how the actions and associated metrics included in this goal differ from previous efforts to improve outcomes for the student group(s), and why the LEA believes the actions, metrics, and expenditures included in this goal will help achieve the outcomes identified in the goal description.



**Low-performing school(s) criteria:** The following criteria only applies to a school district or COE with two or more schools; it does not apply to a single-school district. A school district or COE has one or more schools that, for two consecutive years, received the two lowest performance levels on all but one of the state indicators for which the school(s) receive performance levels in the Dashboard and the performance of the “All Students” student group for the LEA is at least one performance level higher in all of those indicators. A list of the LEAs required to include a goal in the LCAP based on school performance, and the school(s) that lead to identification, may be found on the CDE’s Local Control Funding Formula web page at <https://www.cde.ca.gov/fq/aa/lc/>.

- **Low-performing school(s) goal requirement:** A school district or COE meeting the low-performing school(s) criteria must include a goal in its LCAP focusing on addressing the disparities in performance between the school(s) and the LEA as a whole. This goal must include metrics, outcomes, actions, and expenditures specific to addressing the needs of, and improving outcomes for, the students enrolled at the low-performing school or schools. An LEA required to address multiple schools is not required to have a goal to address each school; however, each school must be specifically addressed in the goal. This requirement may not be met by combining this goal with another goal.
- **Goal Description:** Describe what outcomes the LEA plans to achieve to address the disparities in performance between the students enrolled at the low-performing school(s) and the students enrolled at the LEA as a whole.
- **Explanation of why the LEA has developed this goal:** Explain why the LEA is required to develop this goal, including identifying the schools(s) that lead to the LEA being required to develop this goal; how the actions and associated metrics included in this goal differ from previous efforts to improve outcomes for the school(s); and why the LEA believes the actions, metrics, and expenditures included in this goal will help achieve the outcomes for students enrolled at the low-performing school or schools identified in the goal description.

### ***Measuring and Reporting Results:***

For each LCAP year, identify the metric(s) that the LEA will use to track progress toward the expected outcomes. LEAs are encouraged to identify metrics for specific student groups, as appropriate, including expected outcomes that would reflect narrowing of any existing performance gaps.

Include in the baseline column the most recent data associated with this metric available at the time of adoption of the LCAP for the first year of the three-year plan. LEAs may use data as reported on the 2019 Dashboard for the baseline of a metric only if that data represents the most recent available (e.g., high school graduation rate).

Using the most recent data available may involve reviewing data the LEA is preparing for submission to the California Longitudinal Pupil Achievement Data System (CALPADS) or data that the LEA has recently submitted to CALPADS. Because final 2020–21 outcomes on some metrics may not be computable at the time the 2021–24 LCAP is adopted (e.g., graduation rate, suspension rate), the most recent data available may include a point in time calculation taken each year on the same date for comparability purposes.

The baseline data shall remain unchanged throughout the three-year LCAP.

Complete the table as follows:

- **Metric:** Indicate how progress is being measured using a metric.
- **Baseline:** Enter the baseline when completing the LCAP for 2021–22. As described above, the baseline is the most recent data associated with a metric. Indicate the school year to which the data applies, consistent with the instructions above.
- **Year 1 Outcome:** When completing the LCAP for 2022–23, enter the most recent data available. Indicate the school year to which the data applies, consistent with the instructions above.
- **Year 2 Outcome:** When completing the LCAP for 2023–24, enter the most recent data available. Indicate the school year to which the data applies, consistent with the instructions above.
- **Year 3 Outcome:** When completing the LCAP for 2024–25, enter the most recent data available. Indicate the school year to which the data applies, consistent with the instructions above. The 2024–25 LCAP will be the first year in the next three-year cycle. Completing this column will be part of the Annual Update for that year.
- **Desired Outcome for 2023–24:** When completing the first year of the LCAP, enter the desired outcome for the relevant metric the LEA expects to achieve by the end of the 2023–24 LCAP year.

Timeline for completing the “**Measuring and Reporting Results**” part of the Goal.

Metric	Baseline	Year 1 Outcome	Year 2 Outcome	Year 3 Outcome	Desired Outcome for Year 3 (2023–24)
Enter information in this box when completing the LCAP for <b>2021–22</b> .	Enter information in this box when completing the LCAP for <b>2021–22</b> .	Enter information in this box when completing the LCAP for <b>2022–23</b> . Leave blank until then.	Enter information in this box when completing the LCAP for <b>2023–24</b> . Leave blank until then.	Enter information in this box when completing the LCAP for <b>2024–25</b> . Leave blank until then.	Enter information in this box when completing the LCAP for <b>2021–22</b> or when adding a new metric.

The metrics may be quantitative or qualitative; but at minimum, an LEA's LCAP must include goals that are measured using all of the applicable metrics for the related state priorities, in each LCAP year as applicable to the type of LEA. To the extent a state priority does not specify one or more metrics (e.g., implementation of state academic content and performance standards), the LEA must identify a metric to use within the LCAP. For these state priorities, LEAs are encouraged to use metrics based on or reported through the relevant self-reflection tool for local indicators within the Dashboard.

**Actions:** Enter the action number. Provide a short title for the action. This title will also appear in the action tables. Provide a description of the action. Enter the total amount of expenditures associated with this action. Budgeted expenditures from specific fund sources will be provided in the summary tables. Indicate whether the action contributes to meeting the increase or improved services requirement as described in the Increased or Improved Services section using a "Y" for Yes or an "N" for No. (**Note:** for each such action offered on an LEA-wide or schoolwide basis, the LEA will need to provide additional information in the Increased or Improved Summary Section to address the requirements in *California Code of Regulations*, Title 5 [5 CCR] Section 15496(b) in the Increased or Improved Services Section of the LCAP).

**Actions for English Learners:** School districts, COEs, and charter schools that have a numerically significant English learner student subgroup must include specific actions in the LCAP related to, at a minimum, the language acquisition programs, as defined in *EC* Section 306, provided to students and professional development activities specific to English learners.

**Actions for Foster Youth:** School districts, COEs, and charter schools that have a numerically significant Foster Youth student subgroup are encouraged to include specific actions in the LCAP designed to meet needs specific to Foster Youth students.

## **Goal Analysis:**

Enter the LCAP Year.

Using actual annual measurable outcome data, including data from the Dashboard, analyze whether the planned actions were effective in achieving the goal. Respond to the prompts as instructed.

- Describe the overall implementation of the actions to achieve the articulated goal. Include a discussion of relevant challenges and successes experienced with the implementation process. This must include any instance where the LEA did not implement a planned action or implemented a planned action in a manner that differs substantively from how it was described in the adopted LCAP.
- Explain material differences between Budgeted Expenditures and Estimated Actual Expenditures and between the Planned Percentages of Improved Services and Estimated Actual Percentages of Improved Services, as applicable. Minor variances in expenditures or percentages do not need to be addressed, and a dollar-for-dollar accounting is not required.
- Describe the effectiveness of the specific actions to achieve the articulated goal as measured by the LEA. In some cases, not all actions in a goal will be intended to improve performance on all of the metrics associated with the goal. When responding to this prompt, LEAs

may assess the effectiveness of a single action or group of actions within the goal in the context of performance on a single metric or group of specific metrics within the goal that are applicable to the action(s). Grouping actions with metrics will allow for more robust analysis of whether the strategy the LEA is using to impact a specified set of metrics is working and increase transparency for educational partners. LEAs are encouraged to use such an approach when goals include multiple actions and metrics that are not closely associated.

- Describe any changes made to this goal, expected outcomes, metrics, or actions to achieve this goal as a result of this analysis and analysis of the data provided in the Dashboard or other local data, as applicable.

## Increased or Improved Services for Foster Youth, English Learners, and Low-Income Students

### Purpose

A well-written Increased or Improved Services section provides educational partners with a comprehensive description, within a single dedicated section, of how an LEA plans to increase or improve services for its unduplicated students in grades TK–12 as compared to all students in grades TK–12, as applicable, and how LEA-wide or schoolwide actions identified for this purpose meet regulatory requirements. Descriptions provided should include sufficient detail yet be sufficiently succinct to promote a broader understanding of educational partners to facilitate their ability to provide input. An LEA's description in this section must align with the actions included in the Goals and Actions section as contributing.

### Requirements and Instructions

***Projected LCFF Supplemental and/or Concentration Grants:*** Specify the amount of LCFF supplemental and concentration grant funds the LEA estimates it will receive in the coming year based on the number and concentration of low income, foster youth, and English learner students.

***Projected Additional LCFF Concentration Grant (15 percent):*** Specify the amount of additional LCFF concentration grant add-on funding, as described in *EC* Section 42238.02, that the LEA estimates it will receive in the coming year.

***Projected Percentage to Increase or Improve Services for the Coming School Year:*** Specify the estimated percentage by which services for unduplicated pupils must be increased or improved as compared to the services provided to all students in the LCAP year as calculated pursuant to 5 *CCR* Section 15496(a)(7).

***LCFF Carryover — Percentage:*** Specify the LCFF Carryover — Percentage identified in the LCFF Carryover Table. If a carryover percentage is not identified in the LCFF Carryover Table, specify a percentage of zero (0.00%).

**LCFF Carryover — Dollar:** Specify the LCFF Carryover — Dollar amount identified in the LCFF Carryover Table. If a carryover amount is not identified in the LCFF Carryover Table, specify an amount of zero (\$0).

**Total Percentage to Increase or Improve Services for the Coming School Year:** Add the Projected Percentage to Increase or Improve Services for the Coming School Year and the Proportional LCFF Required Carryover Percentage and specify the percentage. This is the LEAs percentage by which services for unduplicated pupils must be increased or improved as compared to the services provided to all students in the LCAP year, as calculated pursuant to 5 CCR Section 15496(a)(7).

**Required Descriptions:**

**For each action being provided to an entire school, or across the entire school district or COE, an explanation of (1) how the needs of foster youth, English learners, and low-income students were considered first, and (2) how these actions are effective in meeting the goals for these students.**

For each action included in the Goals and Actions section as contributing to the increased or improved services requirement for unduplicated pupils and provided on an LEA-wide or schoolwide basis, the LEA must include an explanation consistent with 5 CCR Section 15496(b). For any such actions continued into the 2021–24 LCAP from the 2017–2020 LCAP, the LEA must determine whether or not the action was effective as expected, and this determination must reflect evidence of outcome data or actual implementation to date.

**Principally Directed and Effective:** An LEA demonstrates how an action is principally directed towards and effective in meeting the LEA's goals for unduplicated students when the LEA explains how:

- It considers the needs, conditions, or circumstances of its unduplicated pupils;
- The action, or aspect(s) of the action (including, for example, its design, content, methods, or location), is based on these considerations; and
- The action is intended to help achieve an expected measurable outcome of the associated goal.

As such, the response provided in this section may rely on a needs assessment of unduplicated students.

Conclusory statements that a service will help achieve an expected outcome for the goal, without an explicit connection or further explanation as to how, are not sufficient. Further, simply stating that an LEA has a high enrollment percentage of a specific student group or groups does not meet the increase or improve services standard because enrolling students is not the same as serving students.

For example, if an LEA determines that low-income students have a significantly lower attendance rate than the attendance rate for all students, it might justify LEA-wide or schoolwide actions to address this area of need in the following way:

After assessing the needs, conditions, and circumstances of our low-income students, we learned that the attendance rate of our low-income students is 7 percent lower than the attendance rate for all students. (Needs, Conditions, Circumstances [Principally Directed])

In order to address this condition of our low-income students, we will develop and implement a new attendance program that is designed to address some of the major causes of absenteeism, including lack of reliable transportation and food, as well as a school climate that does not emphasize the importance of attendance. Goal N, Actions X, Y, and Z provide additional transportation and nutritional resources as well as a districtwide educational campaign on the benefits of high attendance rates. (Contributing Action[s])

These actions are being provided on an LEA-wide basis and we expect/hope that all students with less than a 100 percent attendance rate will benefit. However, because of the significantly lower attendance rate of low-income students, and because the actions meet needs most associated with the chronic stresses and experiences of a socio-economically disadvantaged status, we expect that the attendance rate for our low-income students will increase significantly more than the average attendance rate of all other students. (Measurable Outcomes [Effective In])

**COEs and Charter Schools:** Describe how actions included as contributing to meeting the increased or improved services requirement on an LEA-wide basis are principally directed to and effective in meeting its goals for unduplicated pupils in the state and any local priorities as described above. In the case of COEs and charter schools, schoolwide and LEA-wide are considered to be synonymous.

## **For School Districts Only:**

### **Actions Provided on an LEA-Wide Basis:**

***Unduplicated Percentage > 55 percent:*** For school districts with an unduplicated pupil percentage of 55 percent or more, describe how these actions are principally directed to and effective in meeting its goals for unduplicated pupils in the state and any local priorities as described above.

***Unduplicated Percentage < 55 percent:*** For school districts with an unduplicated pupil percentage of less than 55 percent, describe how these actions are principally directed to and effective in meeting its goals for unduplicated pupils in the state and any local priorities. Also describe how the actions **are the most effective use of the funds** to meet these goals for its unduplicated pupils. Provide the basis for this determination, including any alternatives considered, supporting research, experience, or educational theory.

### **Actions Provided on a Schoolwide Basis:**

School Districts must identify in the description those actions being funded and provided on a schoolwide basis, and include the required description supporting the use of the funds on a schoolwide basis.

**For schools with 40 percent or more enrollment of unduplicated pupils:** Describe how these actions are principally directed to and effective in meeting its goals for its unduplicated pupils in the state and any local priorities.

**For school districts expending funds on a schoolwide basis at a school with less than 40 percent enrollment of unduplicated pupils:** Describe how these actions are principally directed to and how the actions are the most effective use of the funds to meet its goals for foster youth, English learners, and low-income students in the state and any local priorities.

**A description of how services for foster youth, English learners, and low-income students are being increased or improved by the percentage required.**

Consistent with the requirements of 5 CCR Section 15496, describe how services provided for unduplicated pupils are increased or improved by at least the percentage calculated as compared to the services provided for all students in the LCAP year. To improve services means to grow services in quality and to increase services means to grow services in quantity. Services are increased or improved by those actions in the LCAP that are included in the Goals and Actions section as contributing to the increased or improved services requirement, whether they are provided on an LEA-wide or schoolwide basis or provided on a limited basis to unduplicated students. A limited action is an action that only serves foster youth, English learners, and/or low-income students. This description must address how these action(s) are expected to result in the required proportional increase or improvement in services for unduplicated pupils as compared to the services the LEA provides to all students for the relevant LCAP year.

For any action contributing to meeting the increased or improved services requirement that is associated with a Planned Percentage of Improved Services in the Contributing Summary Table rather than an expenditure of LCFF funds, describe the methodology that was used to determine the contribution of the action towards the proportional percentage. See the instructions for determining the Planned Percentage of Improved Services for information on calculating the Percentage of Improved Services.

**A description of the plan for how the additional concentration grant add-on funding identified above will be used to increase the number of staff providing direct services to students at schools that have a high concentration (above 55 percent) of foster youth, English learners, and low-income students, as applicable.**

An LEA that receives the additional concentration grant add-on described in EC Section 42238.02 is required to demonstrate how it is using these funds to increase the number of staff who provide direct services to students at schools with an enrollment of unduplicated students that is greater than 55 percent as compared to the number of staff who provide direct services to students at schools with an enrollment of unduplicated students that is equal to or less than 55 percent. The staff who provide direct services to students must be certificated staff and/or classified staff employed by the LEA; classified staff includes custodial staff.

Provide the following descriptions, as applicable to the LEA:

An LEA that does not receive a concentration grant or the concentration grant add-on must indicate that a response to this prompt is not applicable.

Identify the goal and action numbers of the actions in the LCAP that the LEA is implementing to meet the requirement to increase the number of staff who provide direct services to students at schools with an enrollment of unduplicated students that is greater than 55 percent.

An LEA that does not have comparison schools from which to describe how it is using the concentration grant add-on funds, such as an LEA that only has schools with an enrollment of unduplicated students that is greater than 55 percent, must describe how it is using the funds to increase the number of credentialed staff, classified staff, or both, including custodial staff, who provide direct services to students at selected schools and the criteria used to determine which schools require additional staffing support.

In the event that an additional concentration grant add-on is not sufficient to increase staff providing direct services to students at a school with an enrollment of unduplicated students that is greater than 55 percent, the LEA must describe how it is using the funds to retain staff providing direct services to students at a school with an enrollment of unduplicated students that is greater than 55 percent.

Complete the table as follows:

- Provide the staff-to-student ratio of classified staff providing direct services to students with a concentration of unduplicated students that is 55 percent or less and the staff-to-student ratio of classified staff providing direct services to students at schools with a concentration of unduplicated students that is greater than 55 percent, as applicable to the LEA. The LEA may group its schools by grade span (Elementary, Middle/Junior High, and High Schools), as applicable to the LEA. The staff-to-student ratio must be based on the number of full time equivalent (FTE) staff and the number of enrolled students as counted on the first Wednesday in October of each year.
- Provide the staff-to-student ratio of certificated staff providing direct services to students at schools with a concentration of unduplicated students that is 55 percent or less and the staff-to-student ratio of certificated staff providing direct services to students at schools with a concentration of unduplicated students that is greater than 55 percent, as applicable to the LEA. The LEA may group its schools by grade span (Elementary, Middle/Junior High, and High Schools), as applicable to the LEA. The staff-to-student ratio must be based on the number of FTE staff and the number of enrolled students as counted on the first Wednesday in October of each year.

## Action Tables

Complete the Data Entry Table for each action in the LCAP. The information entered into this table will automatically populate the other Action Tables. Information is only entered into the Data Entry Table, the Annual Update Table, the Contributing Actions Annual Update Table, and the LCFF Carryover Table. With the exception of the Data Entry Table, the word “input” has been added to column headers to aid in identifying the column(s) where information will be entered. Information is not entered on the remaining Action tables.

The following tables are required to be included as part of the LCAP adopted by the local governing board or governing body:



- Table 1: Total Planned Expenditures Table (for the coming LCAP Year)
- Table 2: Contributing Actions Table (for the coming LCAP Year)
- Table 3: Annual Update Table (for the current LCAP Year)
- Table 4: Contributing Actions Annual Update Table (for the current LCAP Year)
- Table 5: LCFF Carryover Table (for the current LCAP Year)

Note: The coming LCAP Year is the year that is being planned for, while the current LCAP year is the current year of implementation. For example, when developing the 2022–23 LCAP, 2022–23 will be the coming LCAP Year and 2021–22 will be the current LCAP Year.

## Data Entry Table

The Data Entry Table may be included in the LCAP as adopted by the local governing board or governing body, but is not required to be included. In the Data Entry Table, input the following information for each action in the LCAP for that applicable LCAP year:

- **LCAP Year:** Identify the applicable LCAP Year.
- **1. Projected LCFF Base Grant:** Provide the total amount of LCFF funding the LEA estimates it will receive for the coming school year, excluding the supplemental and concentration grants and the add-ons for the Targeted Instructional Improvement Grant Program and the Home to School Transportation Program, pursuant to 5 CCR Section 15496(a)(8).

See *EC* sections 2574 (for COEs) and 42238.02 (for school districts and charter schools), as applicable, for LCFF apportionment calculations.

- **2. Projected LCFF Supplemental and/or Concentration Grants:** Provide the total amount of LCFF supplemental and concentration grants the LEA estimates it will receive on the basis of the number and concentration of unduplicated students for the coming school year.
- **3. Projected Percentage to Increase or Improve Services for the Coming School Year:** This percentage will not be entered; it is calculated based on the Projected LCFF Base Grant and the Projected LCFF Supplemental and/or Concentration Grants, pursuant to 5 CCR Section 15496(a)(8). This is the percentage by which services for unduplicated pupils must be increased or improved as compared to the services provided to all students in the coming LCAP year.

- **LCFF Carryover — Percentage:** Specify the LCFF Carryover — Percentage identified in the LCFF Carryover Table from the prior LCAP year. If a carryover percentage is not identified in the LCFF Carryover Table, specify a percentage of zero (0.00%).
- **Total Percentage to Increase or Improve Services for the Coming School Year:** This percentage will not be entered; it is calculated based on the Projected Percentage to Increase or Improve Services for the Coming School Year and the LCFF Carryover — Percentage. This is the percentage by which the LEA must increase or improve services for unduplicated pupils as compared to the services provided to all students in the coming LCAP year.
- **Goal #:** Enter the LCAP Goal number for the action.
- **Action #:** Enter the action's number as indicated in the LCAP Goal.
- **Action Title:** Provide a title of the action.
- **Student Group(s):** Indicate the student group or groups who will be the primary beneficiary of the action by entering "All," or by entering a specific student group or groups.
- **Contributing to Increased or Improved Services?:** Type "Yes" if the action **is** included as contributing to meeting the increased or improved services; OR, type "No" if the action is **not** included as contributing to meeting the increased or improved services.
- If "Yes" is entered into the Contributing column, then complete the following columns:
  - **Scope:** The scope of an action may be LEA-wide (i.e., districtwide, countywide, or charterwide), schoolwide, or limited. An action that is LEA-wide in scope upgrades the entire educational program of the LEA. An action that is schoolwide in scope upgrades the entire educational program of a single school. An action that is limited in its scope is an action that serves only one or more unduplicated student groups.
  - **Unduplicated Student Group(s):** Regardless of scope, contributing actions serve one or more unduplicated student groups. Indicate one or more unduplicated student groups for whom services are being increased or improved as compared to what all students receive.
  - **Location:** Identify the location where the action will be provided. If the action is provided to all schools within the LEA, the LEA must indicate "All Schools." If the action is provided to specific schools within the LEA or specific grade spans only, the LEA must enter "Specific Schools" or "Specific Grade Spans." Identify the individual school or a subset of schools or grade spans (e.g., all high schools or grades transitional kindergarten through grade five), as appropriate.

- **Time Span:** Enter “ongoing” if the action will be implemented for an indeterminate period of time. Otherwise, indicate the span of time for which the action will be implemented. For example, an LEA might enter “1 Year,” or “2 Years,” or “6 Months.”
- **Total Personnel:** Enter the total amount of personnel expenditures utilized to implement this action.
- **Total Non-Personnel:** This amount will be automatically calculated based on information provided in the Total Personnel column and the Total Funds column.
- **LCFF Funds:** Enter the total amount of LCFF funds utilized to implement this action, if any. LCFF funds include all funds that make up an LEA’s total LCFF target (i.e., base grant, grade span adjustment, supplemental grant, concentration grant, Targeted Instructional Improvement Block Grant, and Home-To-School Transportation).
  - **Note:** For an action to contribute towards meeting the increased or improved services requirement it must include some measure of LCFF funding. The action may also include funding from other sources, however the extent to which an action contributes to meeting the increased or improved services requirement is based on the LCFF funding being used to implement the action.
- **Other State Funds:** Enter the total amount of Other State Funds utilized to implement this action, if any.
- **Local Funds:** Enter the total amount of Local Funds utilized to implement this action, if any.
- **Federal Funds:** Enter the total amount of Federal Funds utilized to implement this action, if any.
- **Total Funds:** This amount is automatically calculated based on amounts entered in the previous four columns.
- **Planned Percentage of Improved Services:** For any action identified as contributing, being provided on a Limited basis to unduplicated students, and that does not have funding associated with the action, enter the planned quality improvement anticipated for the action as a percentage rounded to the nearest hundredth (0.00%). A limited action is an action that only serves foster youth, English learners, and/or low-income students.
  - As noted in the instructions for the Increased or Improved Services section, when identifying a Planned Percentage of Improved Services, the LEA must describe the methodology that it used to determine the contribution of the action towards the proportional percentage. The percentage of improved services for an action corresponds to the amount of LCFF funding that the LEA estimates it would expend to implement the action if it were funded.

For example, an LEA determines that there is a need to analyze data to ensure that instructional aides and expanded learning providers know what targeted supports to provide to students who are foster youth. The LEA could implement this action by hiring additional staff to collect and analyze data and to coordinate supports for students, which the LEA estimates would cost \$165,000.

Instead, the LEA chooses to utilize a portion of existing staff time to analyze data relating to students who are foster youth. This analysis will then be shared with site principals who will use the data to coordinate services provided by instructional assistants and expanded learning providers to target support to students. In this example, the LEA would divide the estimated cost of \$165,000 by the amount of LCFF Funding identified in the Data Entry Table and then convert the quotient to a percentage. This percentage is the Planned Percentage of Improved Service for the action.

## Contributing Actions Table

As noted above, information will not be entered in the Contributing Actions Table; however, the 'Contributing to Increased or Improved Services?' column will need to be checked to ensure that only actions with a "Yes" are displaying. If actions with a "No" are displayed or if actions that are contributing are not displaying in the column, use the drop-down menu in the column header to filter only the "Yes" responses.

## Annual Update Table

In the Annual Update Table, provide the following information for each action in the LCAP for the relevant LCAP year:

- **Estimated Actual Expenditures:** Enter the total estimated actual expenditures to implement this action, if any.

## Contributing Actions Annual Update Table

In the Contributing Actions Annual Update Table, check the 'Contributing to Increased or Improved Services?' column to ensure that only actions with a "Yes" are displaying. If actions with a "No" are displayed or if actions that are contributing are not displaying in the column, use the drop-down menu in the column header to filter only the "Yes" responses. Provide the following information for each contributing action in the LCAP for the relevant LCAP year:

- **6. Estimated Actual LCFF Supplemental and/or Concentration Grants:** Provide the total amount of LCFF supplemental and concentration grants the LEA estimates it will actually receive based on of the number and concentration of unduplicated students in the current school year.
- **Estimated Actual Expenditures for Contributing Actions:** Enter the total estimated actual expenditure of LCFF funds used to implement this action, if any.
- **Estimated Actual Percentage of Improved Services:** For any action identified as contributing, being provided on a Limited basis only to unduplicated students, and that does not have funding associated with the action, enter the total estimated actual quality improvement anticipated for the action as a percentage rounded to the nearest hundredth (0.00%).

- Building on the example provided above for calculating the Planned Percentage of Improved Services, the LEA in the example implements the action. As part of the annual update process, the LEA reviews implementation and student outcome data and determines that the action was implemented with fidelity and that outcomes for foster youth students improved. The LEA reviews the original estimated cost for the action and determines that had it hired additional staff to collect and analyze data and to coordinate supports for students that estimated actual cost would have been \$169,500 due to a cost of living adjustment. The LEA would divide the estimated actual cost of \$169,500 by the amount of LCFF Funding identified in the Data Entry Table and then convert the quotient to a percentage. This percentage is the Estimated Actual Percentage of Improved Services for the action.

## LCFF Carryover Table

- **9. Estimated Actual LCFF Base Grant:** Provide the total amount of LCFF funding the LEA estimates it will receive for the current school year, excluding the supplemental and concentration grants and the add-ons for the Targeted Instructional Improvement Grant Program and the Home to School Transportation Program, pursuant to 5 CCR Section 15496(a)(8).
- **10. Total Percentage to Increase or Improve Services for the Current School Year:** This percentage will not be entered. The percentage is calculated based on the amounts of the Estimated Actual LCFF Base Grant (9) and the Estimated Actual LCFF Supplemental and/or Concentration Grants (6), pursuant to 5 CCR Section 15496(a)(8), plus the LCFF Carryover – Percentage from the prior year. This is the percentage by which services for unduplicated pupils must be increased or improved as compared to the services provided to all students in the current LCAP year.

## Calculations in the Action Tables

To reduce the duplication of effort of LEAs, the Action Tables include functionality such as pre-population of fields and cells based on the information provided in the Data Entry Table, the Annual Update Summary Table, and the Contributing Actions Table. For transparency, the functionality and calculations used are provided below.

### ***Contributing Actions Table***

- 4. Total Planned Contributing Expenditures (LCFF Funds)
  - This amount is the total of the Planned Expenditures for Contributing Actions (LCFF Funds) column
- 5. Total Planned Percentage of Improved Services
  - This percentage is the total of the Planned Percentage of Improved Services column
- Planned Percentage to Increase or Improve Services for the coming school year (4 divided by 1, plus 5)

- This percentage is calculated by dividing the Total Planned Contributing Expenditures (4) by the Projected LCFF Base Grant (1), converting the quotient to a percentage, and adding it to the Total Planned Percentage of Improved Services (5).

### ***Contributing Actions Annual Update Table***

Pursuant to *EC* Section 42238.07(c)(2), if the Total Planned Contributing Expenditures (4) is less than the Estimated Actual LCFF Supplemental and Concentration Grants (6), the LEA is required to calculate the difference between the Total Planned Percentage of Improved Services (5) and the Total Estimated Actual Percentage of Improved Services (7). If the Total Planned Contributing Expenditures (4) is equal to or greater than the Estimated Actual LCFF Supplemental and Concentration Grants (6), the Difference Between Planned and Estimated Actual Percentage of Improved Services will display “Not Required.”

- 6. Estimated Actual LCFF Supplemental and Concentration Grants
  - This is the total amount of LCFF supplemental and concentration grants the LEA estimates it will actually receive based on of the number and concentration of unduplicated students in the current school year.
- 4. Total Planned Contributing Expenditures (LCFF Funds)
  - This amount is the total of the Last Year's Planned Expenditures for Contributing Actions (LCFF Funds)
- 7. Total Estimated Actual Expenditures for Contributing Actions
  - This amount is the total of the Estimated Actual Expenditures for Contributing Actions (LCFF Funds)
- Difference Between Planned and Estimated Actual Expenditures for Contributing Actions (Subtract 7 from 4)
  - This amount is the Total Estimated Actual Expenditures for Contributing Actions (7) subtracted from the Total Planned Contributing Expenditures (4)
- 5. Total Planned Percentage of Improved Services (%)
  - This amount is the total of the Planned Percentage of Improved Services column
- 8. Total Estimated Actual Percentage of Improved Services (%)
  - This amount is the total of the Estimated Actual Percentage of Improved Services column
- Difference Between Planned and Estimated Actual Percentage of Improved Services (Subtract 5 from 8)

- This amount is the Total Planned Percentage of Improved Services (5) subtracted from the Total Estimated Actual Percentage of Improved Services (8)

### ***LCFF Carryover Table***

- 10. Total Percentage to Increase or Improve Services for the Current School Year (6 divided by 9 + Carryover %)
  - This percentage is the Estimated Actual LCFF Supplemental and/or Concentration Grants (6) divided by the Estimated Actual LCFF Base Grant (9) plus the LCFF Carryover – Percentage from the prior year.
- 11. Estimated Actual Percentage of Increased or Improved Services (7 divided by 9, plus 8)
  - This percentage is the Total Estimated Actual Expenditures for Contributing Actions (7) divided by the LCFF Funding (9), then converting the quotient to a percentage and adding the Total Estimated Actual Percentage of Improved Services (8).
- 12. LCFF Carryover — Dollar Amount LCFF Carryover (Subtract 11 from 10 and multiply by 9)
  - If the Estimated Actual Percentage of Increased or Improved Services (11) is less than the Estimated Actual Percentage to Increase or Improve Services (10), the LEA is required to carry over LCFF funds.

The amount of LCFF funds is calculated by subtracting the Estimated Actual Percentage to Increase or Improve Services (11) from the Estimated Actual Percentage of Increased or Improved Services (10) and then multiplying by the Estimated Actual LCFF Base Grant (9). This amount is the amount of LCFF funds that is required to be carried over to the coming year.

- 13. LCFF Carryover — Percentage (12 divided by 9)
  - This percentage is the unmet portion of the Percentage to Increase or Improve Services that the LEA must carry over into the coming LCAP year. The percentage is calculated by dividing the LCFF Carryover (12) by the LCFF Funding (9).

California Department of Education  
January 2022